

South Oxfordshire PPS

Data Tables Assessment Summary

January, 2024

RUGBY

This document is not a draft assessment report. The following maps and tables set out the information needed to produce a pitch assessment for rugby union from the data gathered to date during Stage B.

Most data was collected between winter 2022 and summer 2023.

Selecting a heading below will allow the reader to “jump” to that map or table. The tables are set out in a logical fashion. All table headings are collapsed (in the Word version) to condense the size of the document, so to access the data in blue heading sections, click on the black triangle to the left of the heading to open and view.

Contents

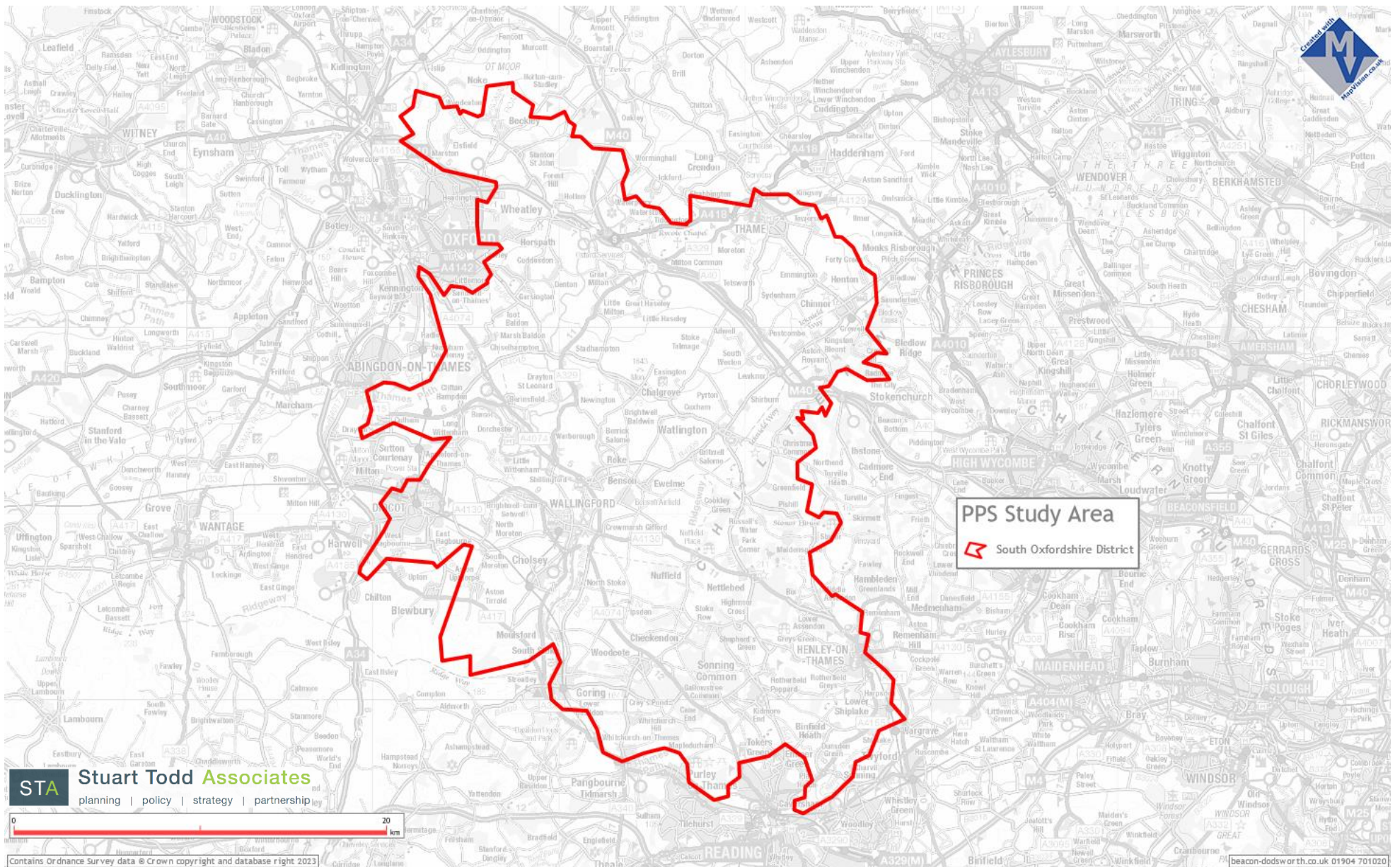
1. SUPPLY	4	4. QUALITY & KEY ISSUES	49	y) Catchment Areas – 20 minute peak drive-time from full size and 15 minute peak from small 3G pitches used for rugby union	98
2. CONTEXT	5	m) Quality – club sites	49	z) Catchment Areas – 5.5km / 3.4 miles / 20 min average cycle radius catchment from pitches (grass pitches).....	99
a) Sub-areas and study area.....	5	n) Quality Audit Site Visit Notes	56	aa) Catchment Areas – 5.5km / 3.4 miles / 20 min average cycle radius catchment from pitches (AGPs)	101
b) Indices of Multiple Deprivation 2019 (IMD)	12	o) Parking and Cycle Provision.....	59	bb) Supply / demand balance community use	103
c) Housing Allocation Sites.....	16	p) Other key issues	61	cc) Using Over and Under Play Figures	106
d) All senior / adult pitches (grass).....	19	5. CAPACITY	66	dd) Closed pitches	107
e) All junior / mini pitches (grass)	20	q) Pitch Carrying Capacity (based on RFU Capacity Guidance).....	66	ee) Grass Pitches (and Capacity) in the Pipeline	108
f) All pitches (grass) by Sub-Area.....	21	r) Carrying capacity community use	67	ff) Displaced, latent and unmet demand	126
g) AGPs Suitable for Rugby Union.....	27	6. DEMAND.....	69	7. PROJECTING TEAM NUMBERS	129
h) Rugby Pitches Key	28	s) Pitches with Sports Lighting	70		
i) Ownership / Management.....	34	t) Number of teams.....	71		
3. SECURITY OF USE	43	u) Team / club names and home grounds	76		
j) Secure community use.....	43	v) Distance Players Travel.....	80		
k) Unsecure community use	46	w) Demand community use (detail) ...	81		
l) Not available for community use.....	48	x) Demand community use (secure pitch by pitch summary).....	97		

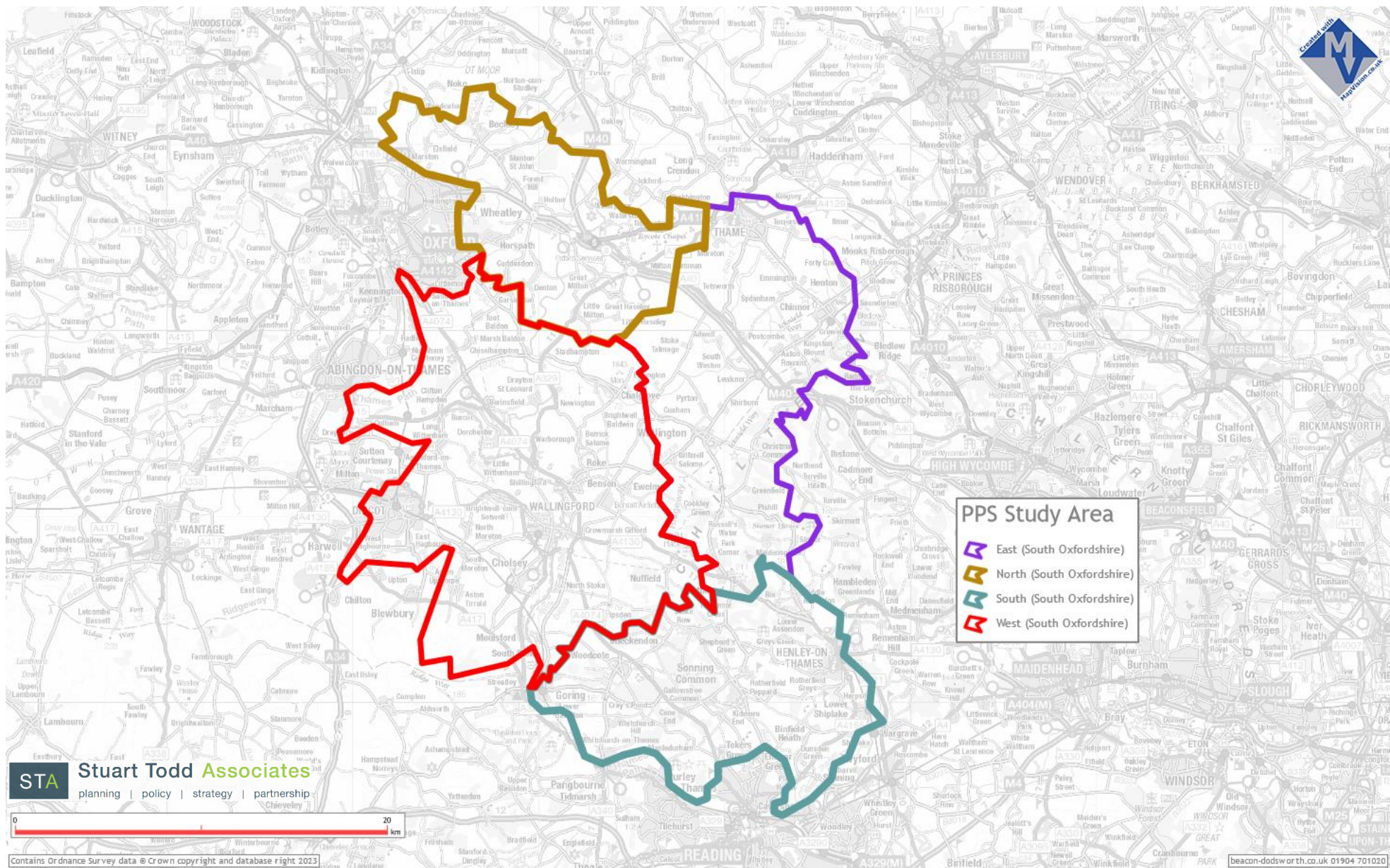
gg)	Club Aspirational Growth.....	129
hh)	Playing Pitch Calculator.....	135
	North Sub-Area	137
	Oxford Brookes University (Wheatley Campus) Housing Allocation (c.500 dwellings)	138
	South Sub-Area	140
	East Sub-Area	141
	West Sub-Area	142
	Berinsfield Housing Allocation (c.1,700 dwellings)	143
	Culham Science Centre Housing Allocation (c.3,500 dwellings) (nr Abingdon).....	144
	Grenoble Road Housing Allocation (c.3,000 dwellings) (nr Oxford)	145
	Northfield Housing Allocation (c.1,800 dwellings) (nr Oxford)	146
ii)	Comparing Current Supply / Demand and Future Demand	148
jj)	Testing Scenarios	154

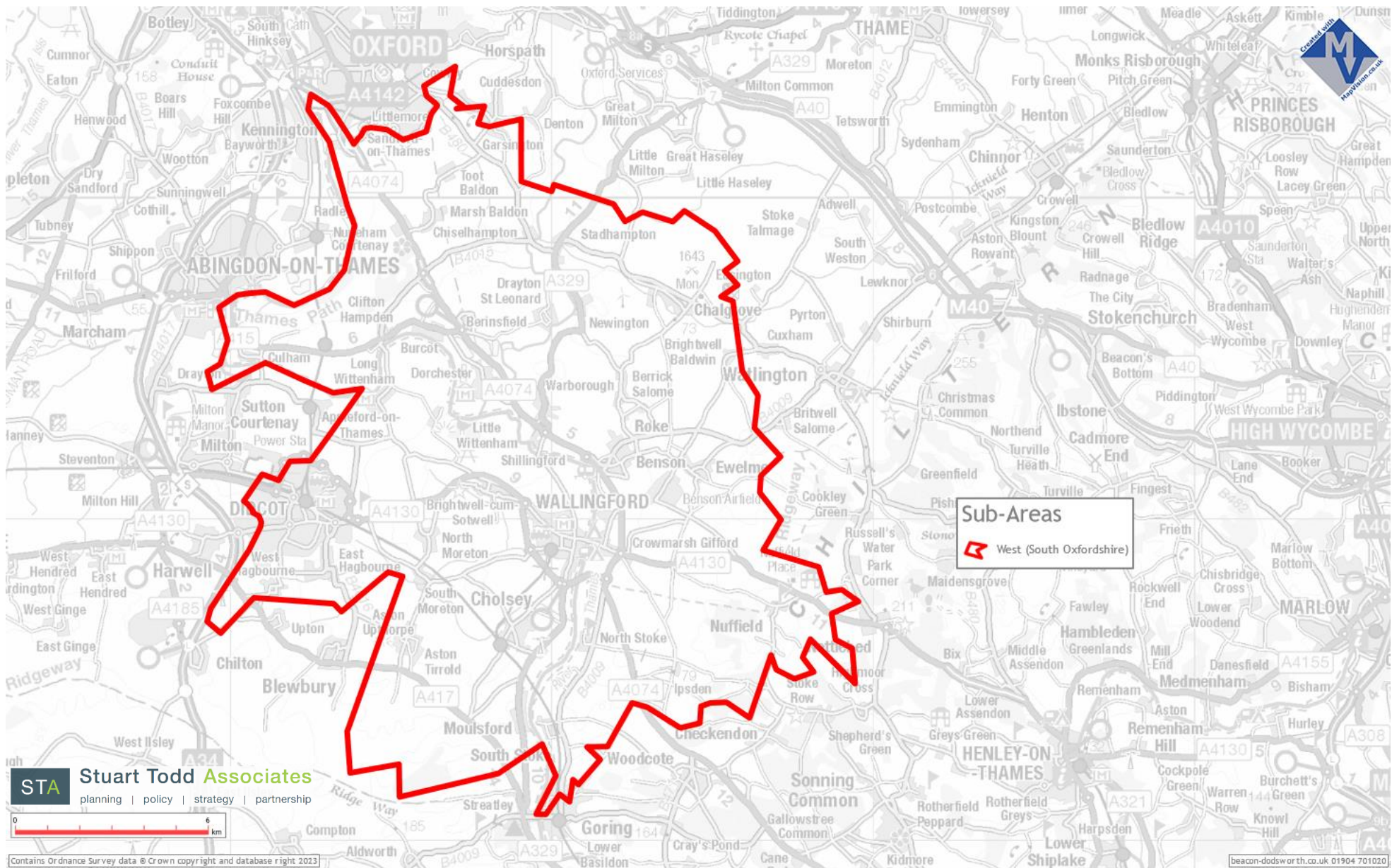
1. SUPPLY

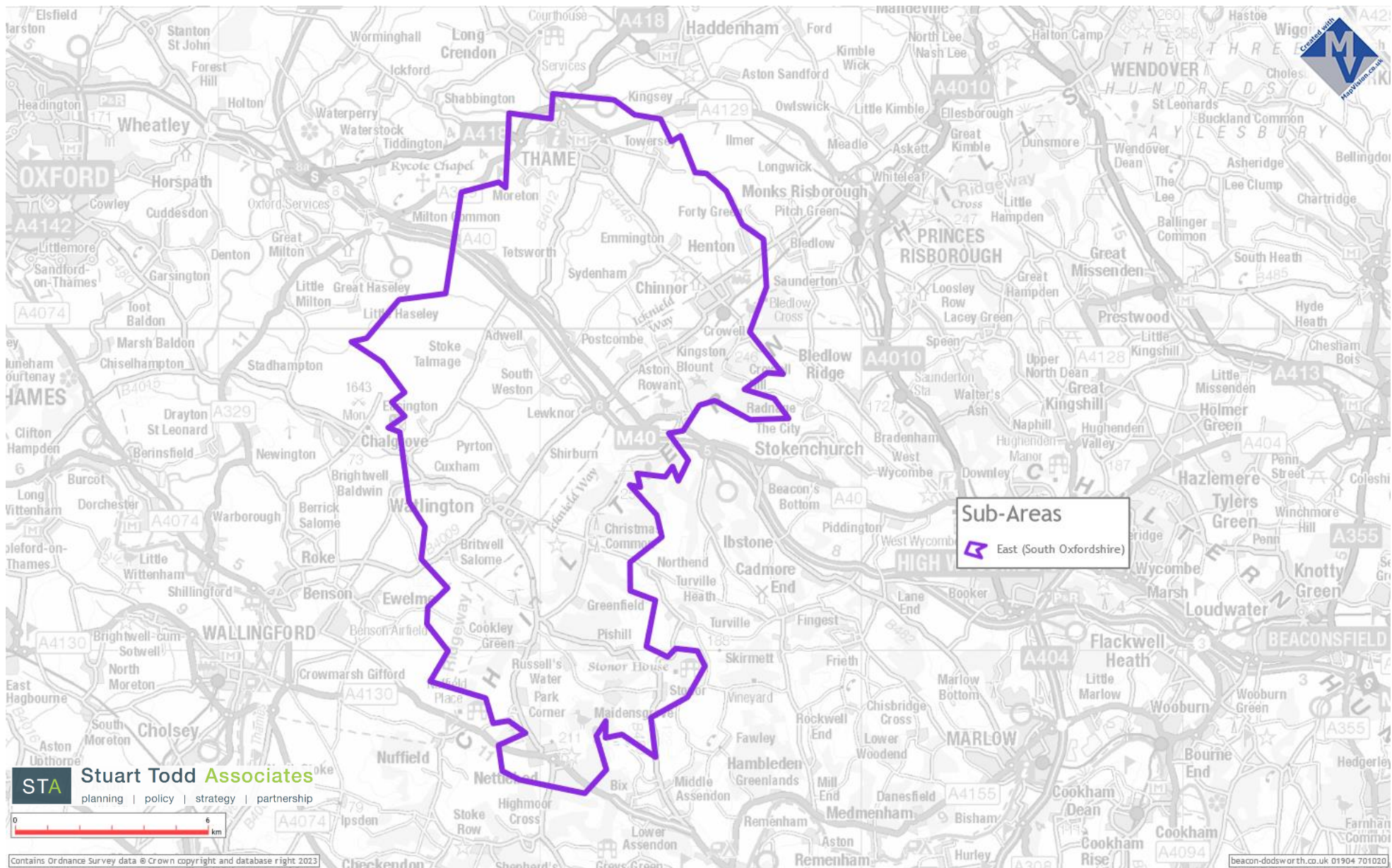
2. CONTEXT

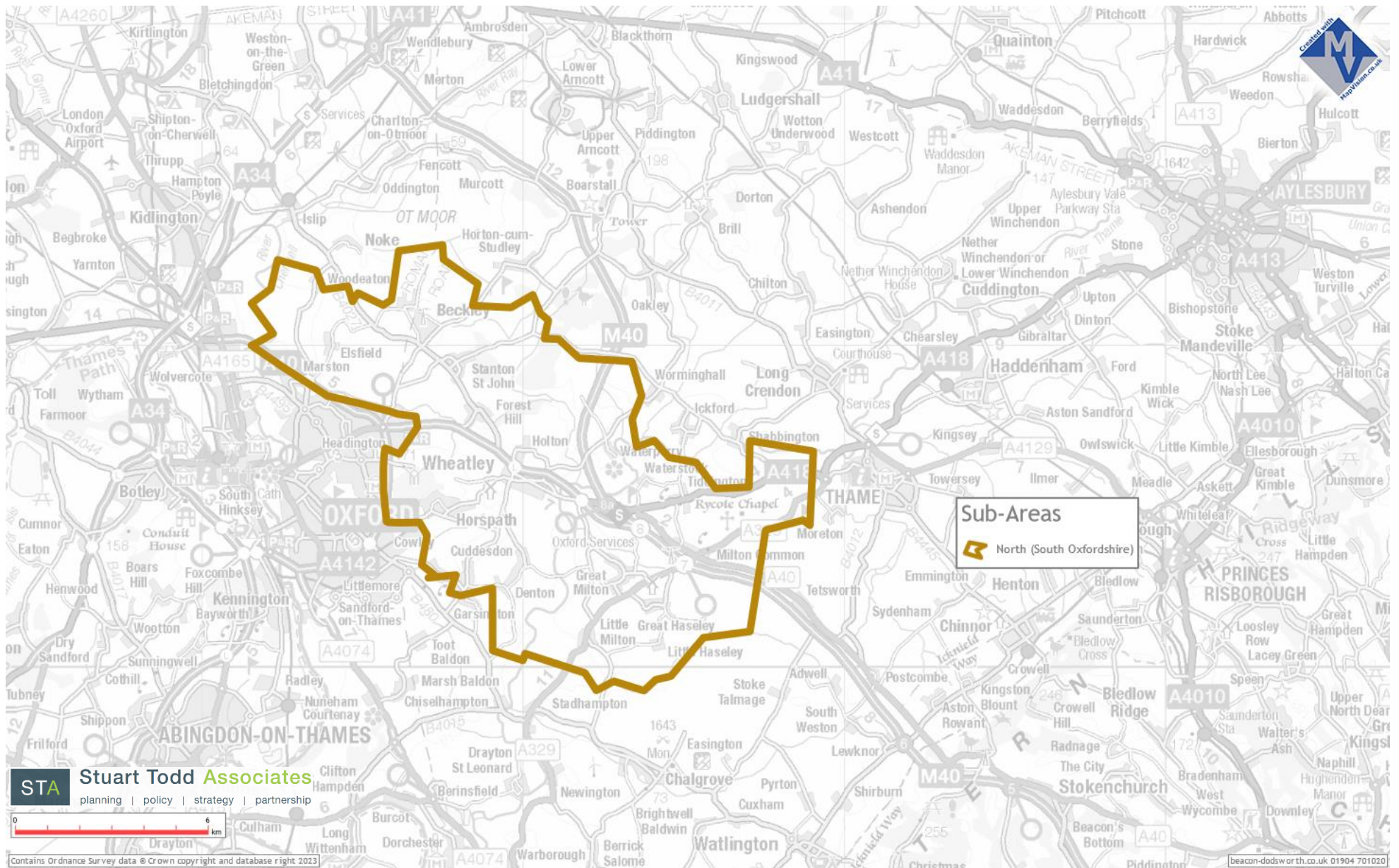
a) **Sub-areas and study area**

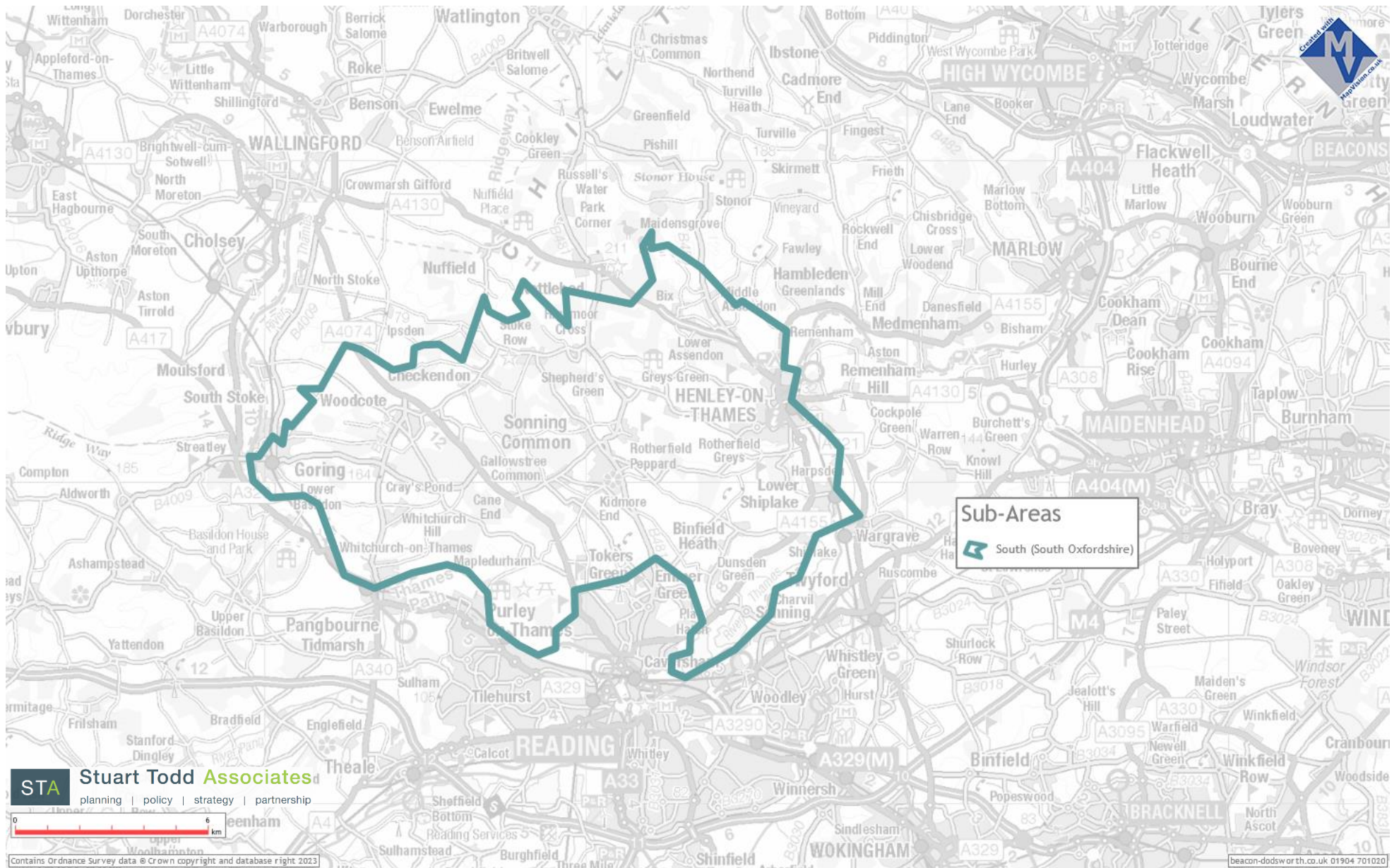




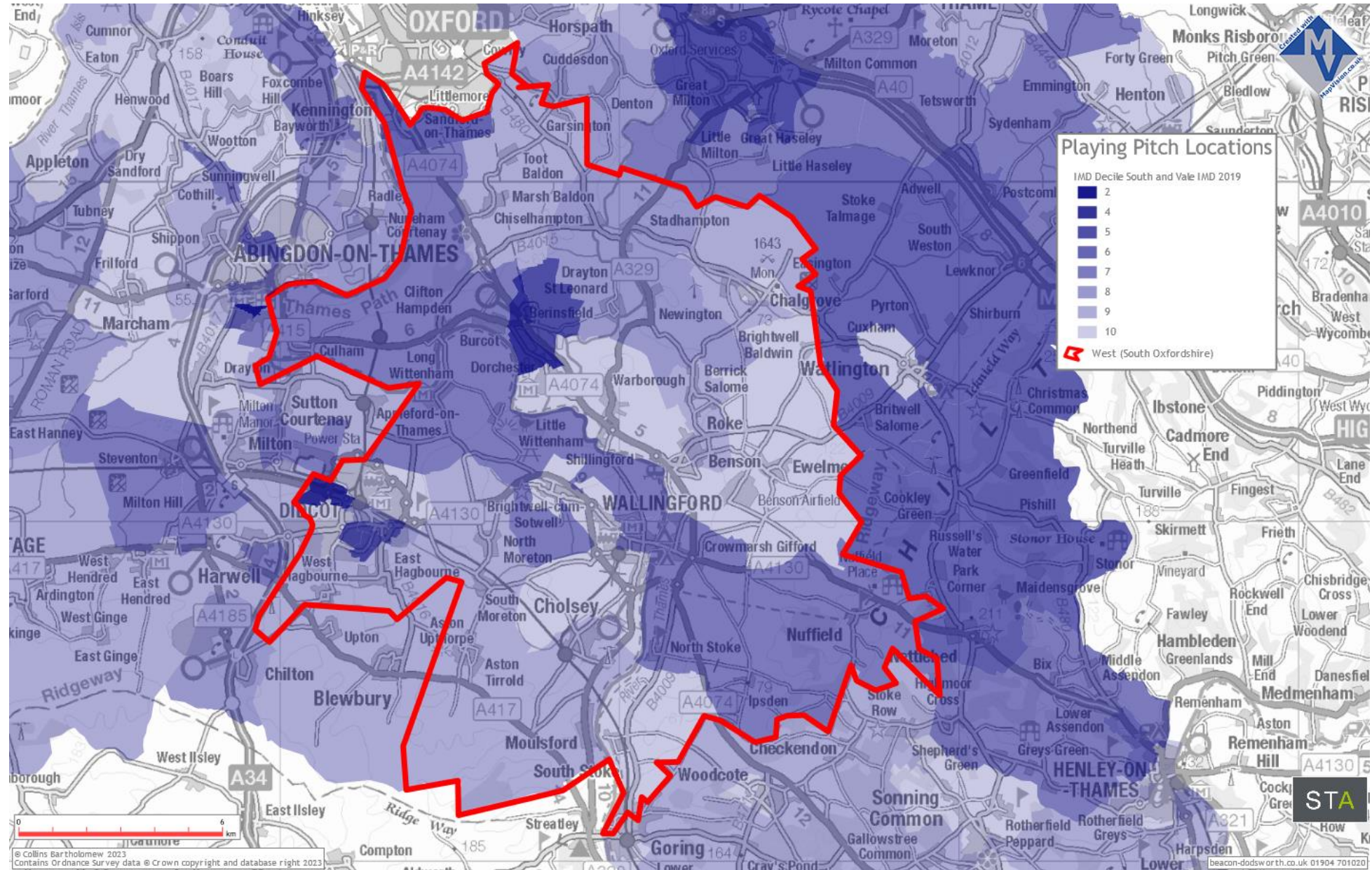


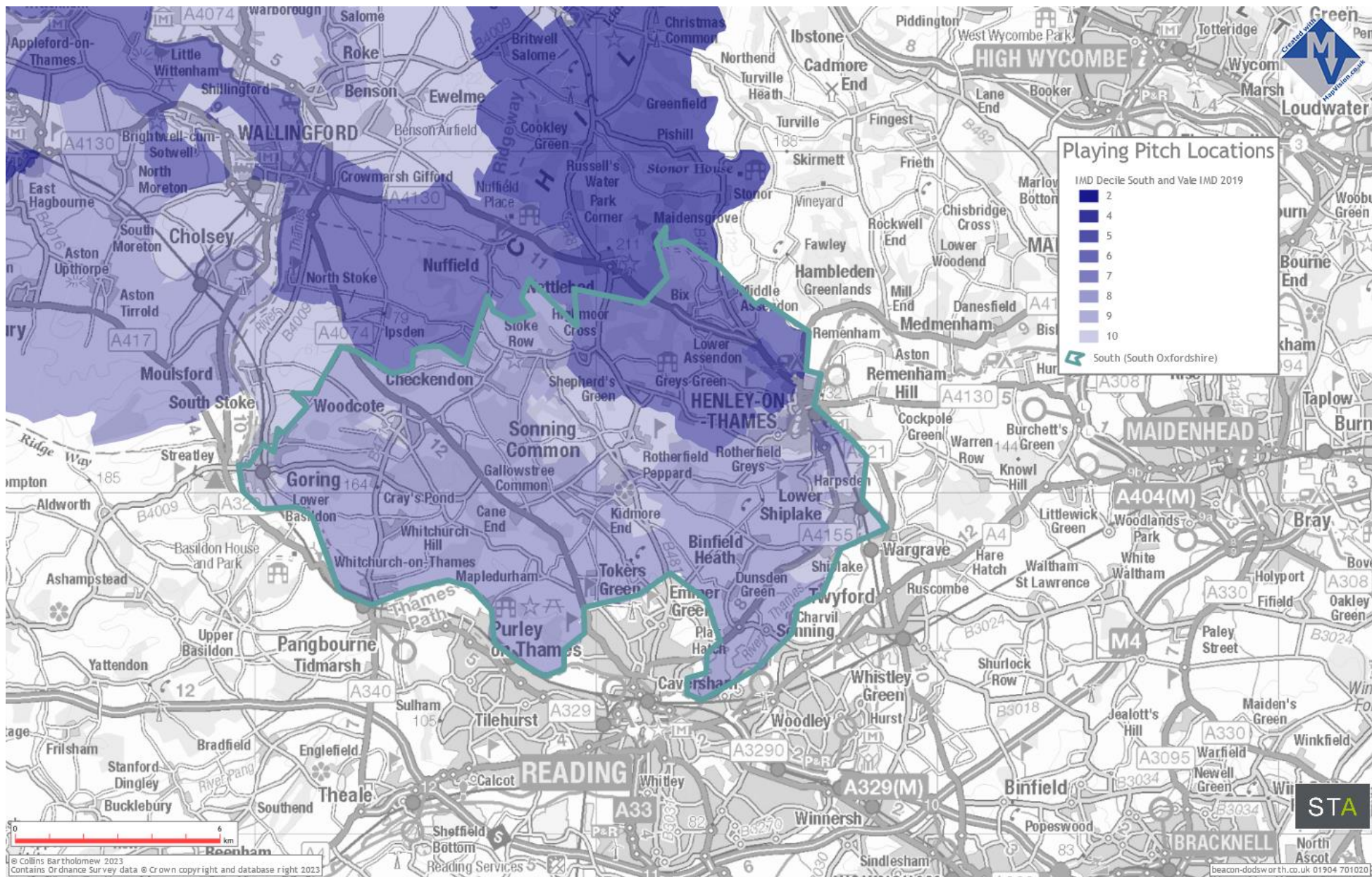


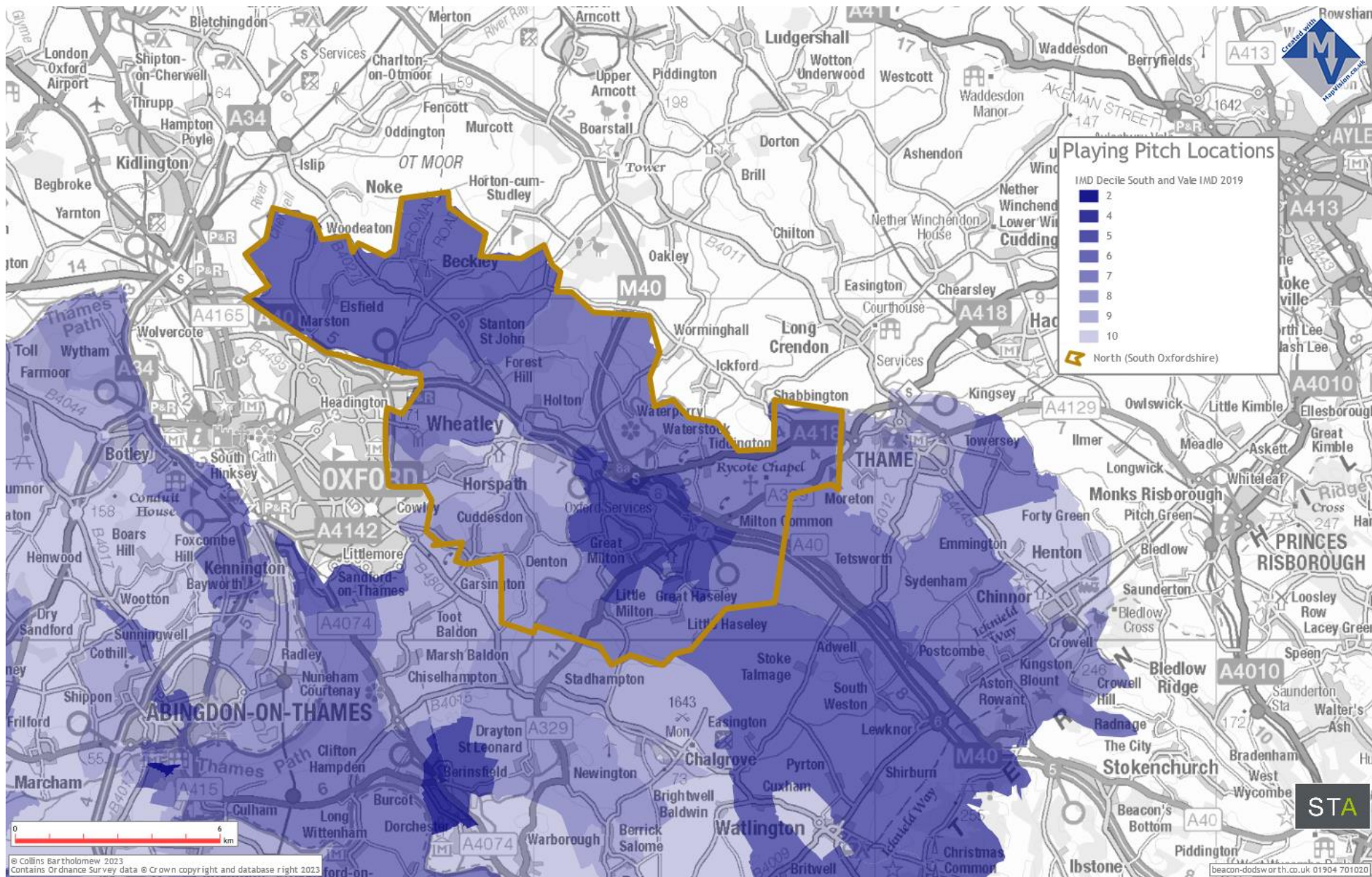


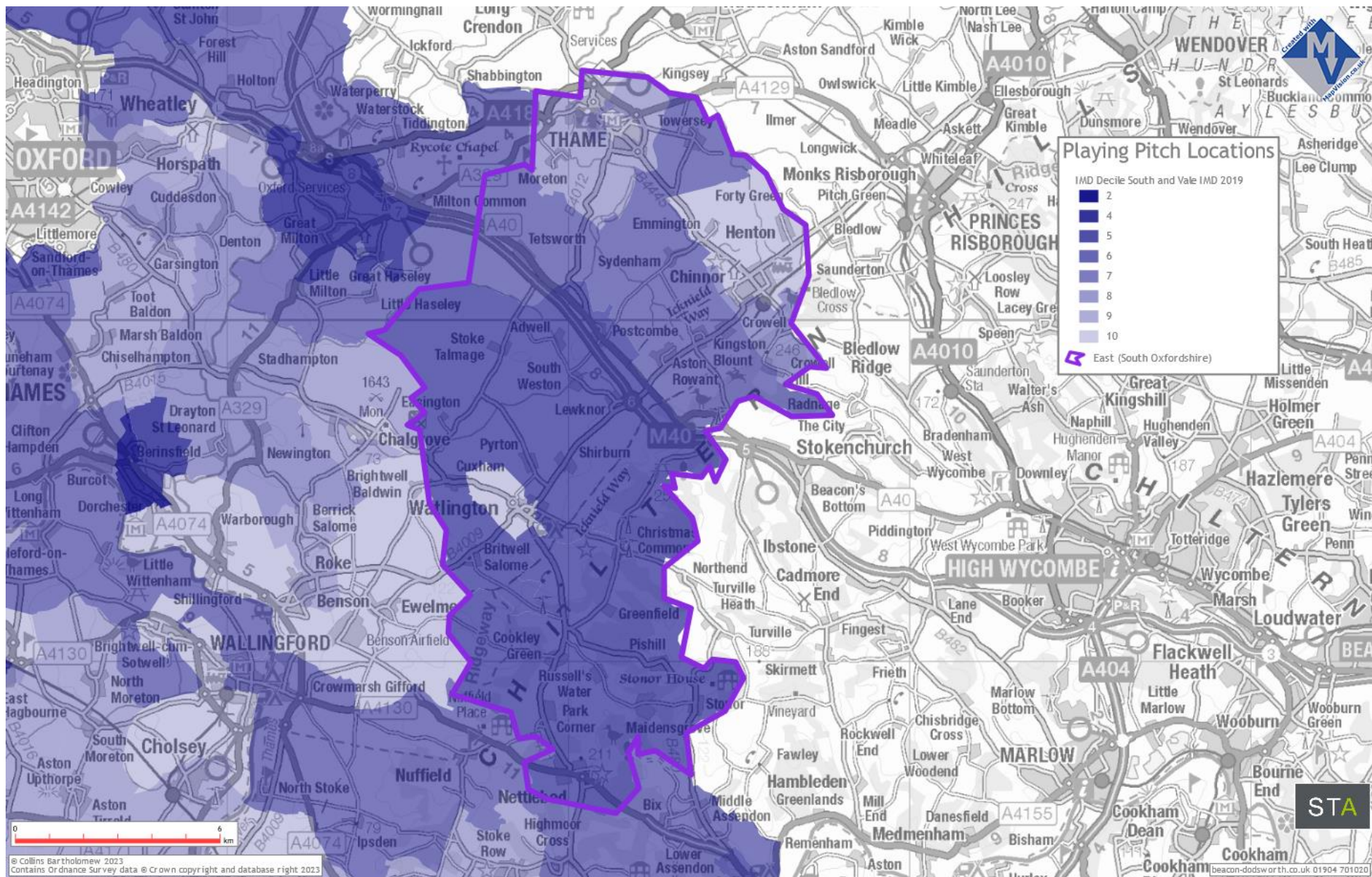


b) Indices of Multiple Deprivation 2019 (IMD)







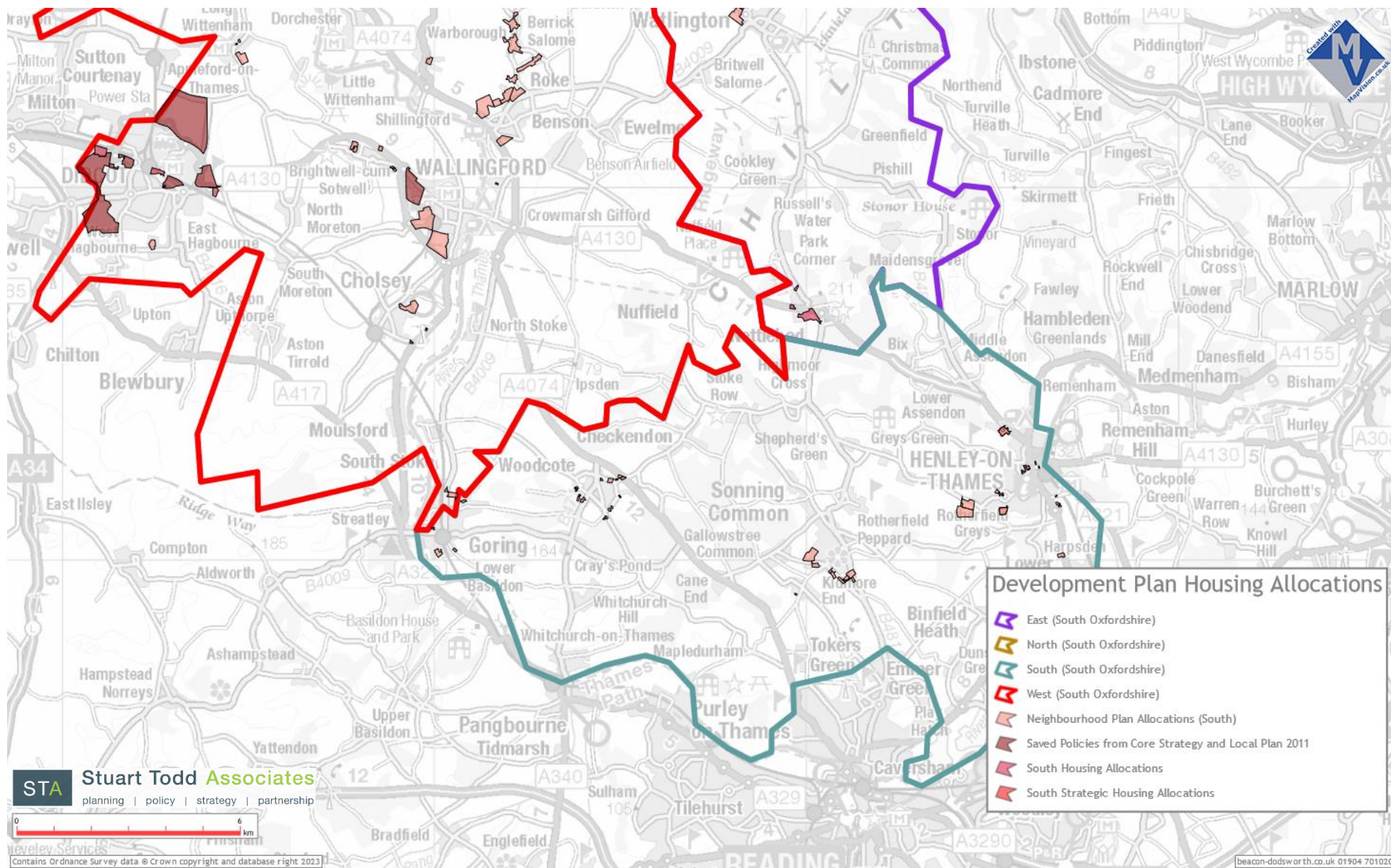


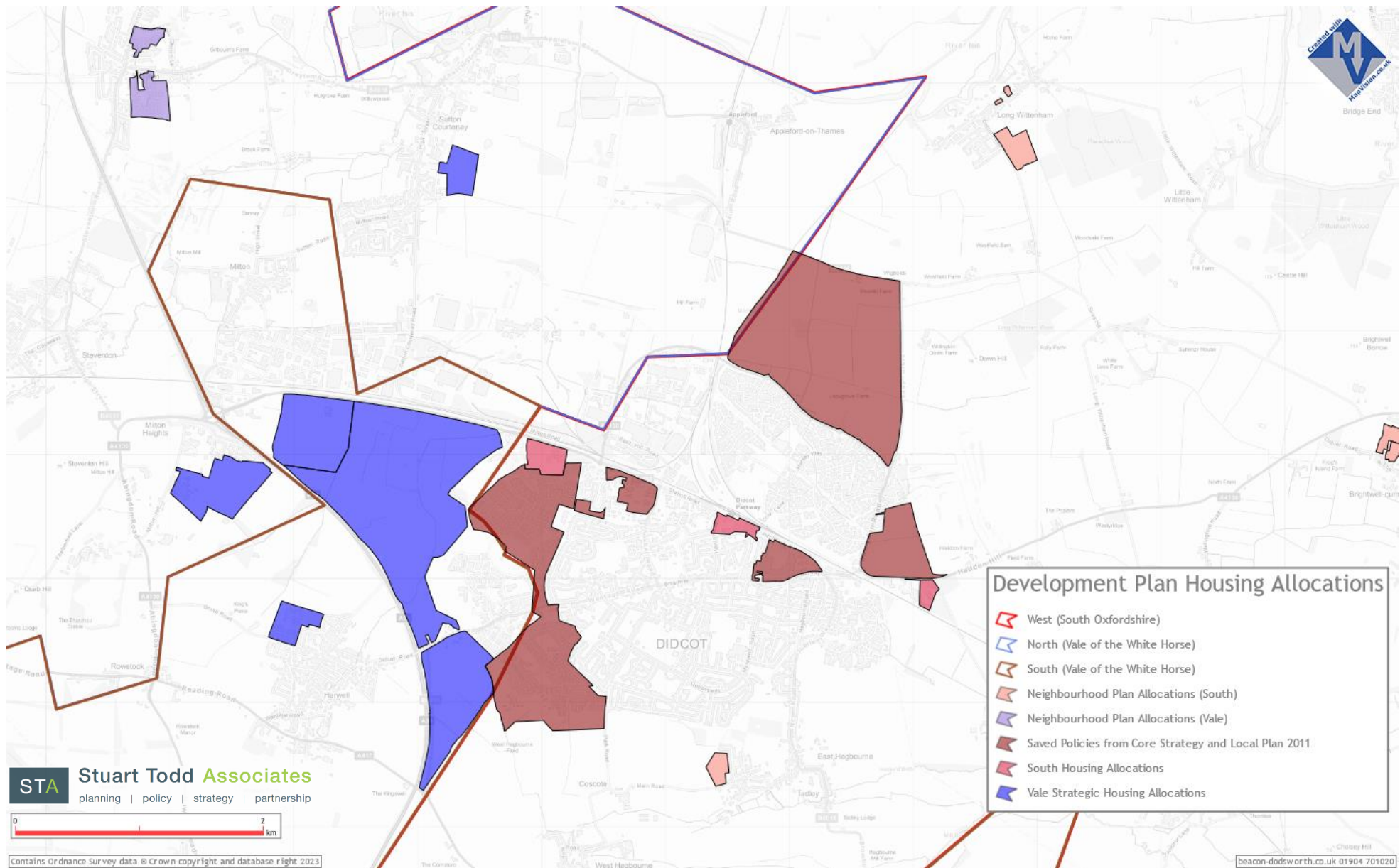
Development Plan Housing Allocations

- East (South Oxfordshire)
- North (South Oxfordshire)
- South (South Oxfordshire)
- West (South Oxfordshire)
- Neighbourhood Plan Allocations (South)
- Saved Policies from Core Strategy and Local Plan 2011
- South Housing Allocations
- South Strategic Housing Allocations

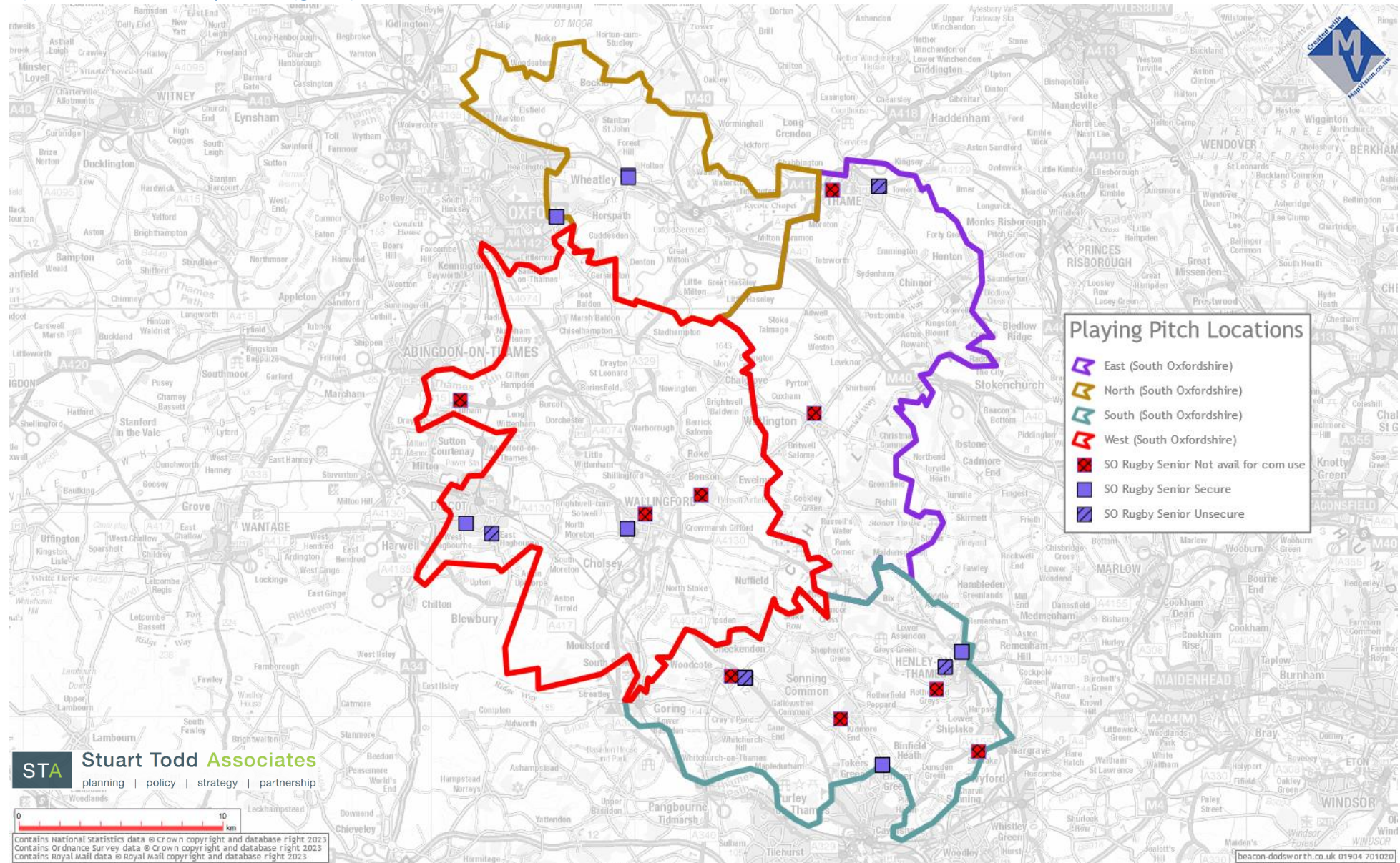
Contains Ordnance Survey data © Crown copyright and database right 2023

STA Stuart Todd Associates
planning | policy | strategy | partnership

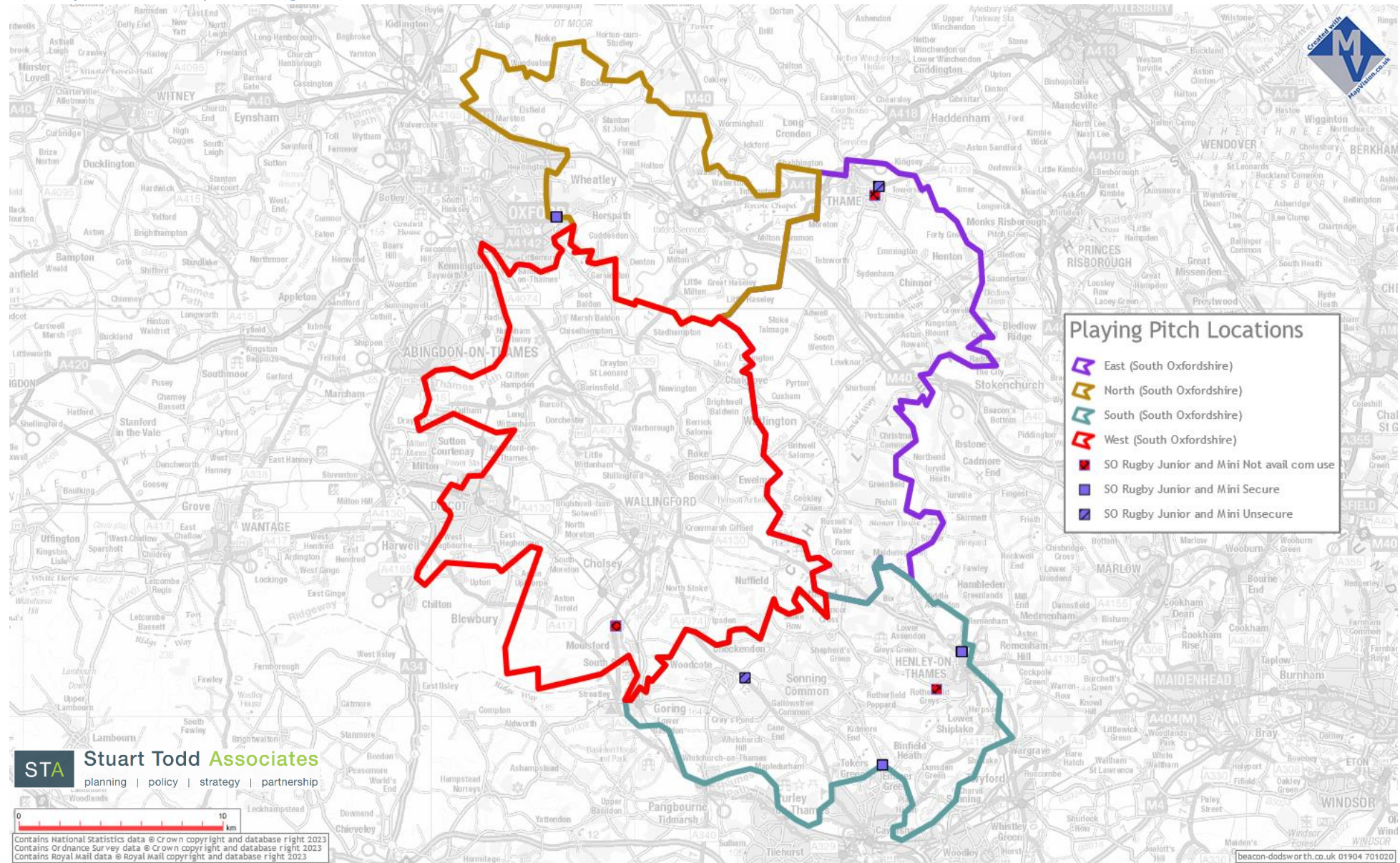




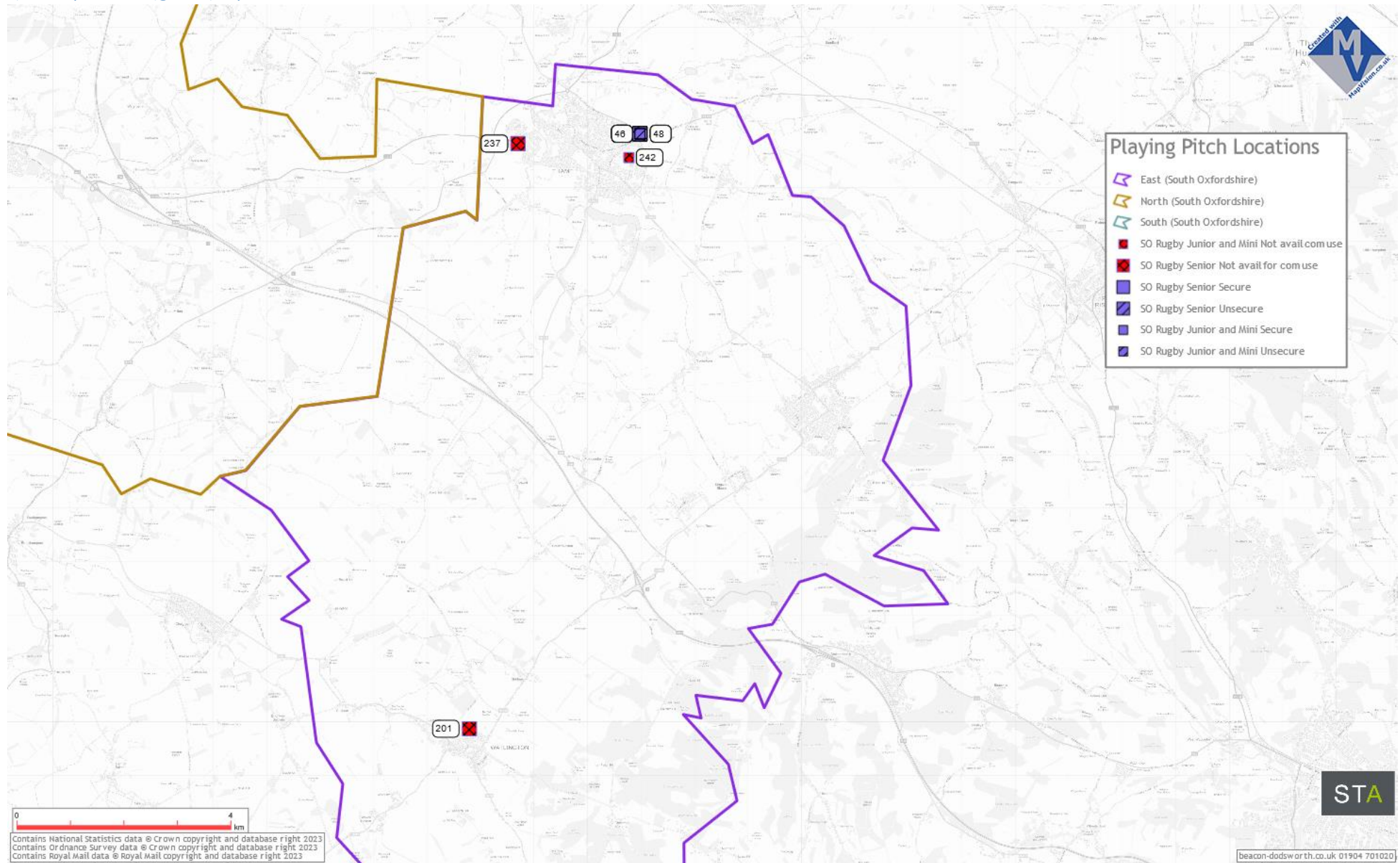
d) All senior / adult pitches (grass)

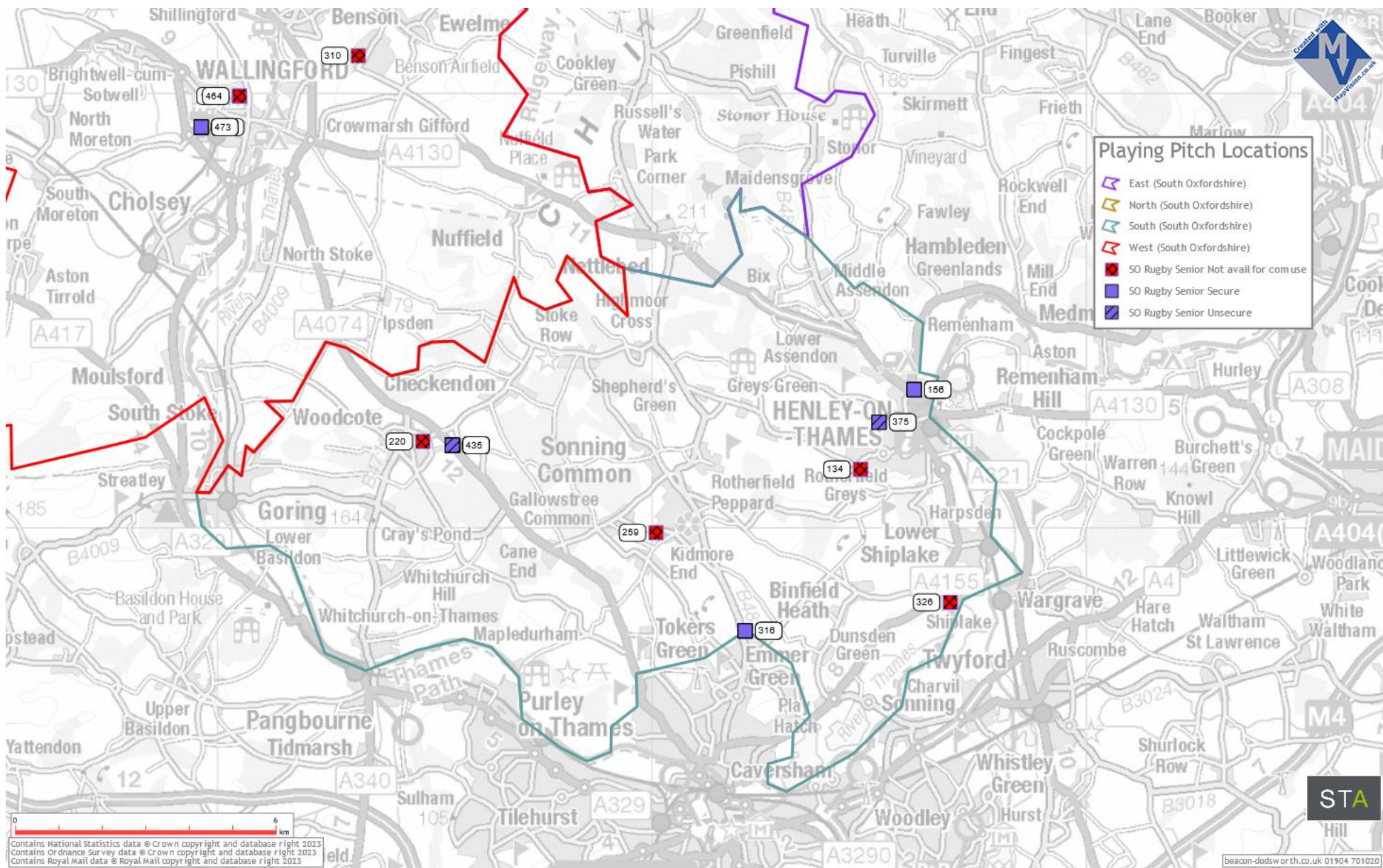


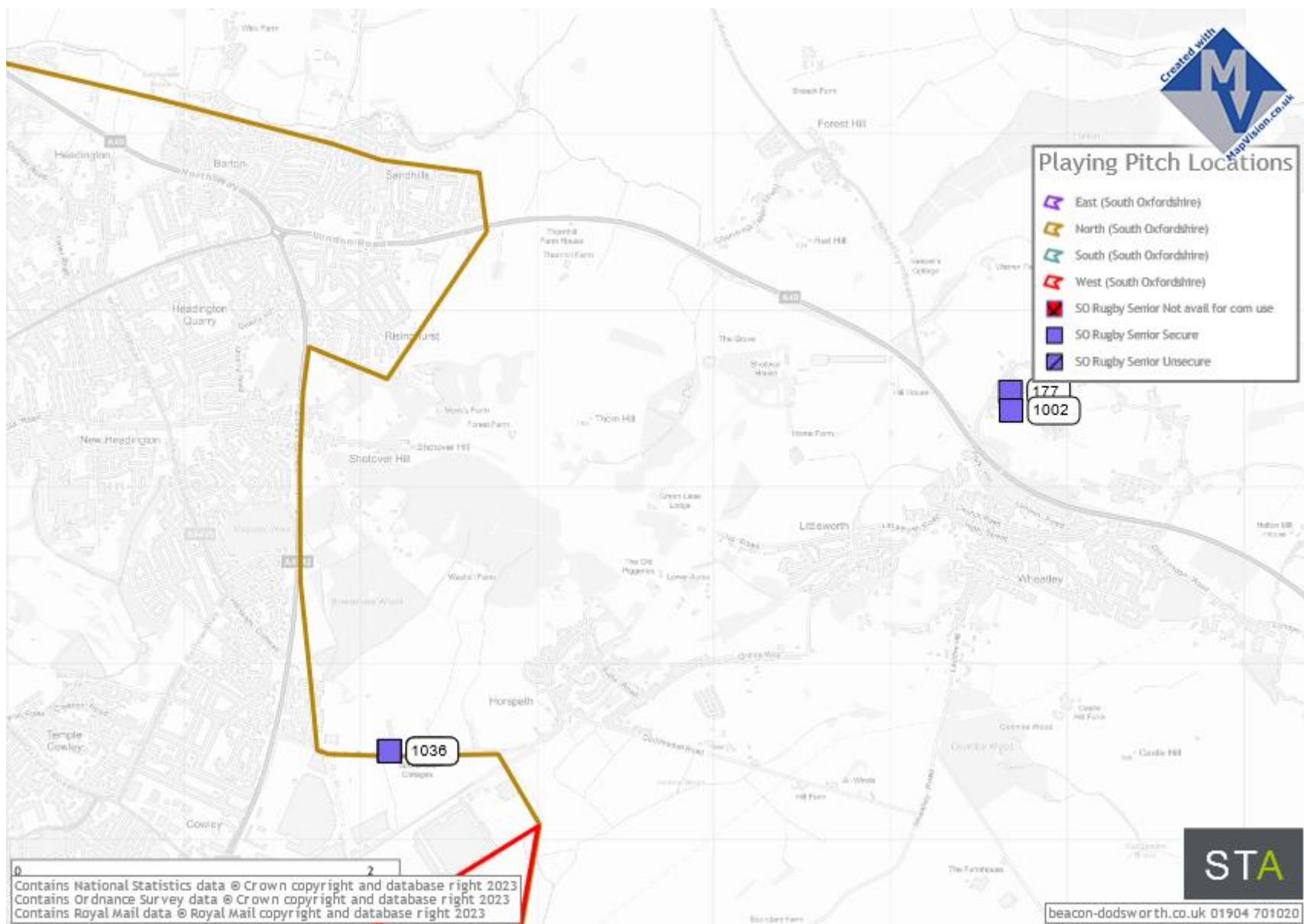
e) All junior / mini pitches (grass)

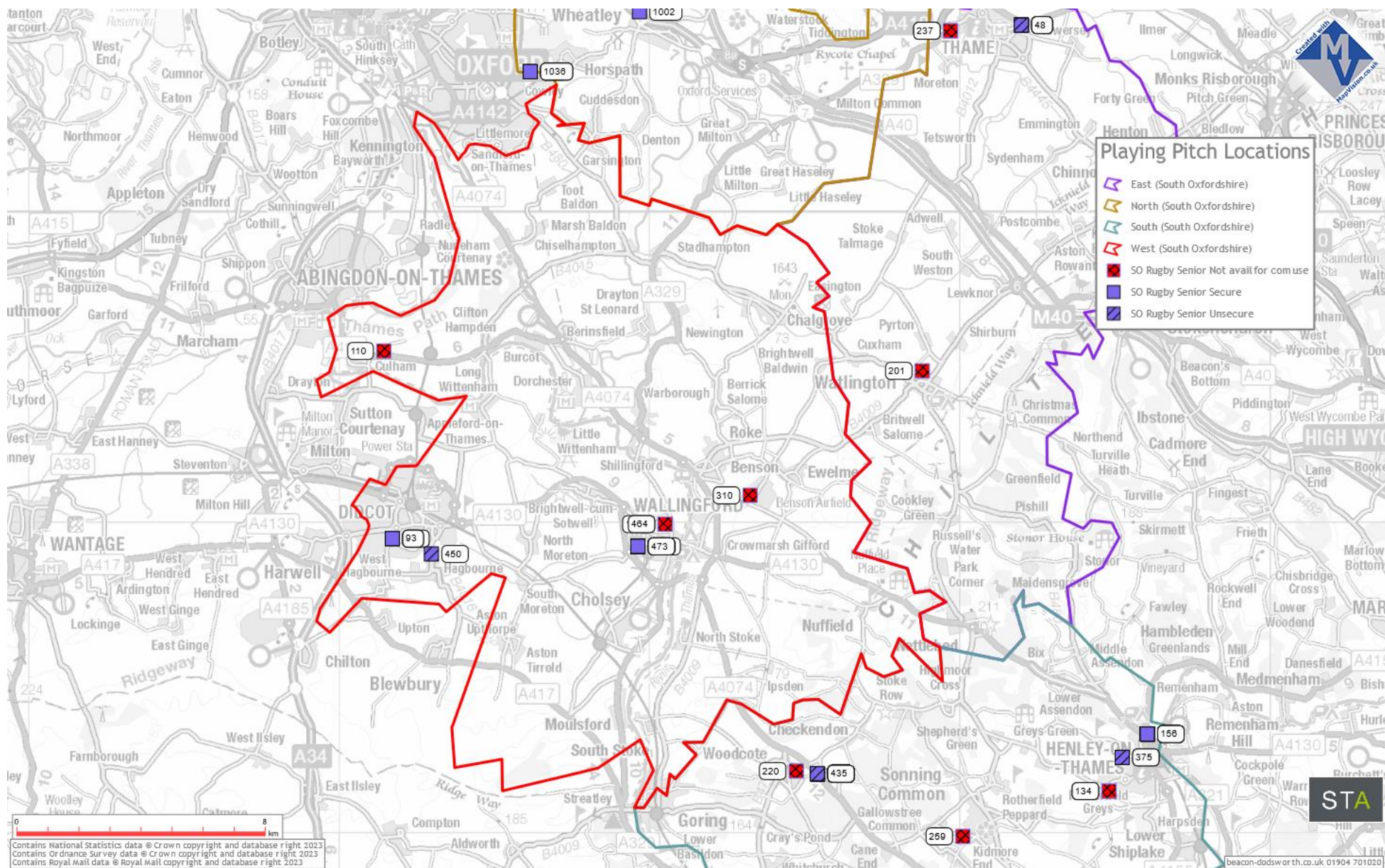


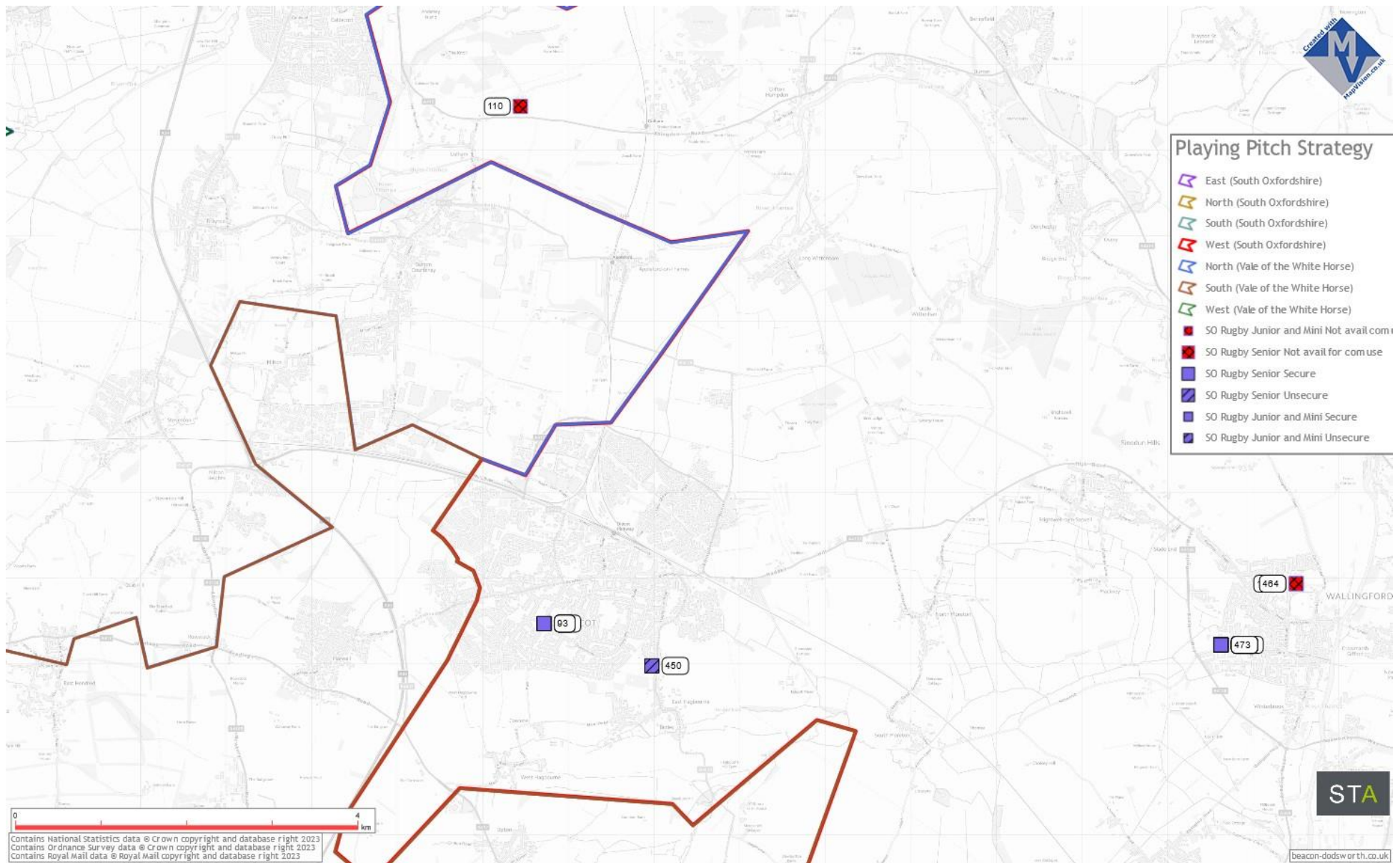
f) All pitches (grass) by Sub-Area

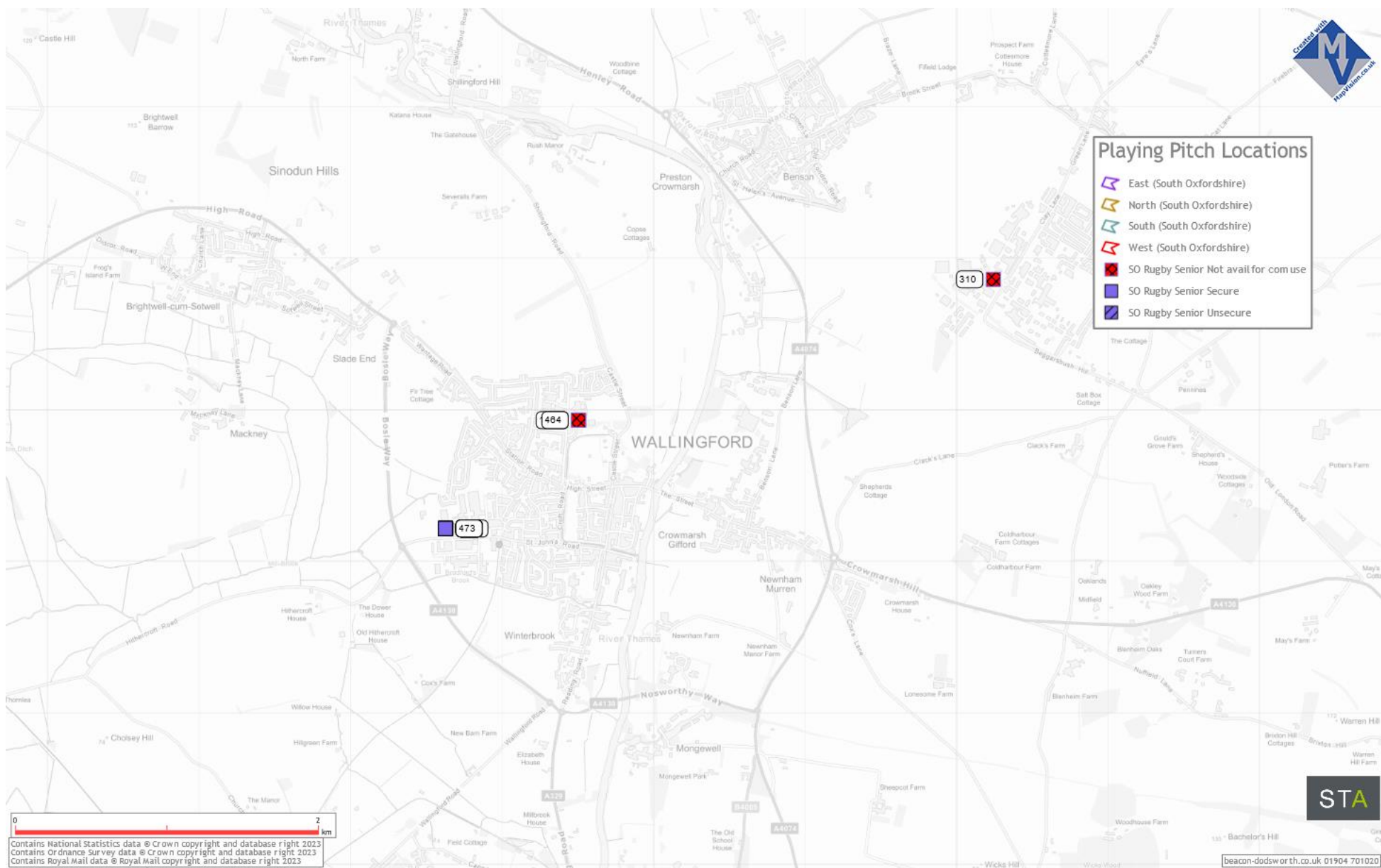




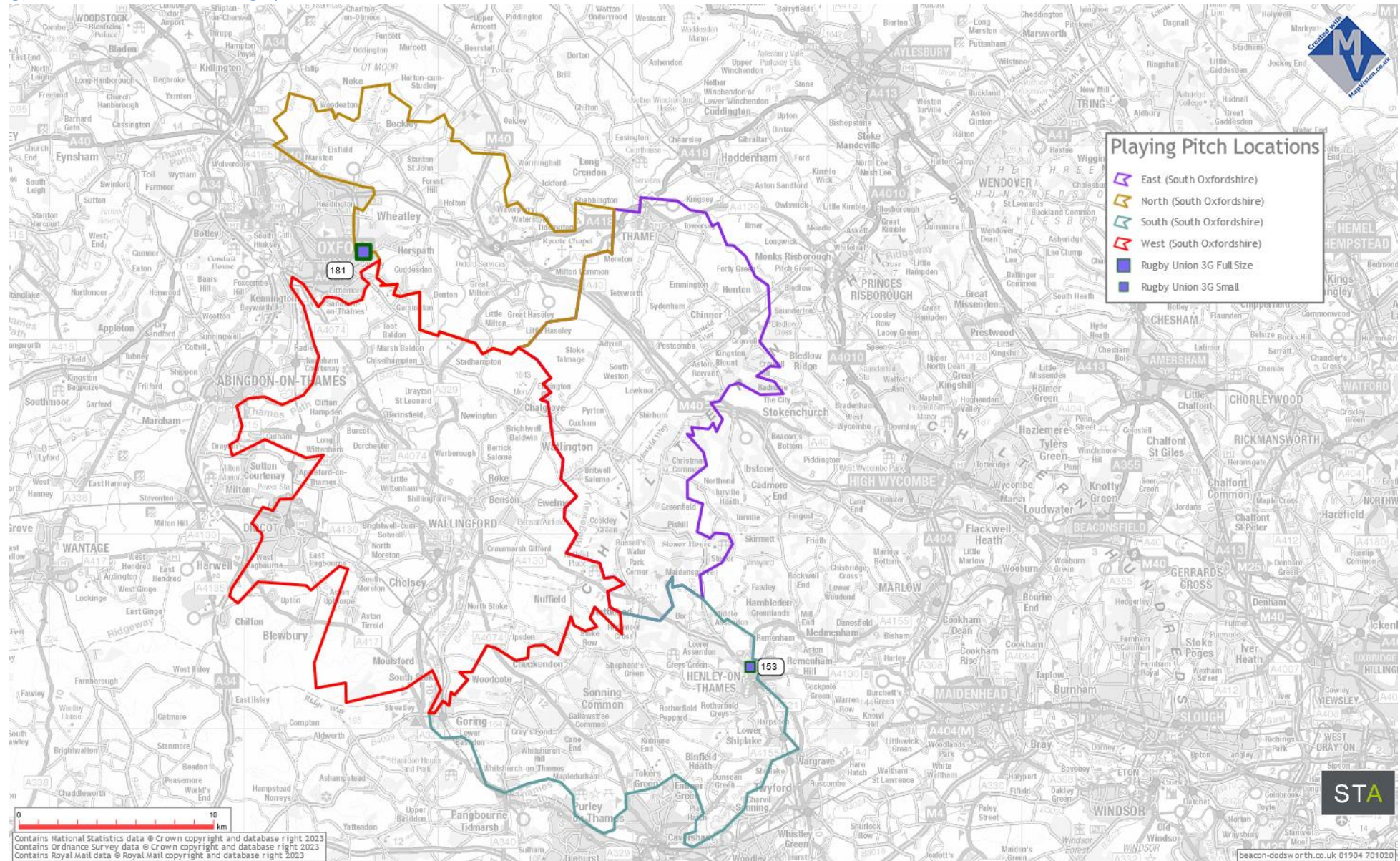








g) AGPs Suitable for Rugby Union



h) Rugby Pitches Key

Pitch Ref No.	Pitch Name	Site Name	Also known as	Sub-area	Pitch Size and Type	Surface
38	CHINNOR RUGBY CLUB 1	CHINNOR RUGBY CLUB	Thame Showground 10	East (South Oxfordshire)	Mini rugby	Grass
39	CHINNOR RUGBY CLUB 2	CHINNOR RUGBY CLUB	Pitch 4	East (South Oxfordshire)	Junior rugby	Grass
40	CHINNOR RUGBY CLUB 3	CHINNOR RUGBY CLUB	Thame Showground 3	East (South Oxfordshire)	Junior rugby	Grass
41	CHINNOR RUGBY CLUB 4	CHINNOR RUGBY CLUB	Thame Showground 4	East (South Oxfordshire)	Mini rugby	Grass
42	CHINNOR RUGBY CLUB 5	CHINNOR RUGBY CLUB	Thame Showground 5	East (South Oxfordshire)	Mini rugby	Grass
43	CHINNOR RUGBY CLUB 6	CHINNOR RUGBY CLUB	Thame Showground 6	East (South Oxfordshire)	Mini rugby	Grass
44	CHINNOR RUGBY CLUB 7	CHINNOR RUGBY CLUB	Thame Showground 7	East (South Oxfordshire)	Mini rugby	Grass
45	CHINNOR RUGBY CLUB 8	CHINNOR RUGBY CLUB	Thame Showground 8	East (South Oxfordshire)	Mini rugby	Grass
46	CHINNOR RUGBY CLUB 9	CHINNOR RUGBY CLUB	Thame Showground 9	East (South Oxfordshire)	Mini rugby	Grass
47	CHINNOR RUGBY CLUB 10	CHINNOR RUGBY CLUB	Thame Showground 2	East (South Oxfordshire)	Mini rugby	Grass
48	CHINNOR RUGBY CLUB 11	CHINNOR RUGBY CLUB	Thame Showground 1	East (South Oxfordshire)	Senior rugby	Grass
49	CHINNOR RUGBY CLUB 12	CHINNOR RUGBY CLUB	Pitch 1	East (South Oxfordshire)	Senior rugby	Grass
50	CHINNOR RUGBY CLUB 13	CHINNOR RUGBY CLUB	Pitch 2	East (South Oxfordshire)	Senior rugby	Grass
51	CHINNOR RUGBY CLUB 14	CHINNOR RUGBY CLUB	Pitch 3	East (South Oxfordshire)	Senior rugby	Grass
93	Edmonds Park	Edmonds Park		West (South Oxfordshire)	Senior rugby (historic) / football (current)	Grass
201	ICKNIELD COMMUNITY COLLEGE 10	ICKNIELD COMMUNITY COLLEGE		East (South Oxfordshire)	Senior rugby	Grass
236	LORD WILLIAMS'S ACADEMY(UPPER SCHOOL) 8	LORD WILLIAMS'S ACADEMY(UPPER SCHOOL)		East (South Oxfordshire)	Senior rugby	Grass
237	LORD WILLIAMS'S ACADEMY(UPPER SCHOOL) 9	LORD WILLIAMS'S ACADEMY(UPPER SCHOOL)		East (South Oxfordshire)	Senior rugby	Grass
241	LORD WILLIAMS'S SCHOOL (LOWER SCHOOL) 4	LORD WILLIAMS'S SCHOOL (LOWER SCHOOL)		East (South Oxfordshire)	Junior rugby	Grass
242	LORD WILLIAMS'S SCHOOL (LOWER SCHOOL) 5	LORD WILLIAMS'S SCHOOL (LOWER SCHOOL)		East (South Oxfordshire)	Junior rugby	Grass

Pitch Ref No.	Pitch Name	Site Name	Also known as	Sub-area	Pitch Size and Type	Surface
177	HOLTON PLAYING FIELDS 4	HOLTON PLAYING FIELDS	Wheatley RFC Main Pitch / Wheatley Playing Fields	North (South Oxfordshire)	Senior rugby	Grass
181	HORSPATH SPORTS GROUND 4	HORSPATH SPORTS GROUND	Horspath Recreation Ground	North (South Oxfordshire)	AGP	AGP - 3G rubber crumb
189	HORSPATH SPORTS GROUND 12	HORSPATH SPORTS GROUND	Horspath Recreation Ground / Oxford Harlequins RFC Pitch 1	North (South Oxfordshire)	Senior rugby	Grass
1002	THE PARK SPORTS CENTRE (WHEATLEY)	THE PARK SPORTS CENTRE (WHEATLEY)		North (South Oxfordshire)	Senior rugby	Grass
1035	HORSPATH SPORTS GROUND 13	HORSPATH SPORTS GROUND	Horspath Recreation Ground / Oxford Harlequins RFC Pitch 2	North (South Oxfordshire)	Senior rugby	Grass
1036	HORSPATH SPORTS GROUND 14	HORSPATH SPORTS GROUND	Horspath Recreation Ground / Oxford Harlequins RFC Pitch 3	North (South Oxfordshire)	Senior rugby	Grass
1037	HORSPATH SPORTS GROUND 15	HORSPATH SPORTS GROUND	Horspath Recreation Ground / Oxford Harlequins RFC	North (South Oxfordshire)	Junior rugby	Grass
1038	HORSPATH SPORTS GROUND 16	HORSPATH SPORTS GROUND	Horspath Recreation Ground / Oxford Harlequins RFC	North (South Oxfordshire)	Junior rugby	Grass
1039	HORSPATH SPORTS GROUND 17	HORSPATH SPORTS GROUND	Horspath Recreation Ground / Oxford Harlequins RFC	North (South Oxfordshire)	Junior rugby	Grass
1040	HORSPATH SPORTS GROUND 18	HORSPATH SPORTS GROUND	Horspath Recreation Ground / Oxford Harlequins RFC	North (South Oxfordshire)	Junior rugby	Grass
1041	HORSPATH SPORTS GROUND 19	HORSPATH SPORTS GROUND	Horspath Recreation Ground / Oxford Harlequins RFC	North (South Oxfordshire)	Junior rugby	Grass
1042	HORSPATH SPORTS GROUND 20	HORSPATH SPORTS GROUND	Horspath Recreation Ground / Oxford Harlequins RFC	North (South Oxfordshire)	Junior rugby	Grass
1043	HORSPATH SPORTS GROUND 21	HORSPATH SPORTS GROUND	Horspath Recreation Ground / Oxford Harlequins RFC	North (South Oxfordshire)	Junior rugby	Grass
1044	HORSPATH SPORTS GROUND 22	HORSPATH SPORTS GROUND	Horspath Recreation Ground / Oxford Harlequins RFC	North (South Oxfordshire)	Junior rugby	Grass
1045	HORSPATH SPORTS GROUND 23	HORSPATH SPORTS GROUND	Horspath Recreation Ground / Oxford Harlequins RFC	North (South Oxfordshire)	Junior rugby	Grass

Pitch Ref No.	Pitch Name	Site Name	Also known as	Sub-area	Pitch Size and Type	Surface
1046	HORSPATH SPORTS GROUND 24	HORSPATH SPORTS GROUND	Horspath Recreation Ground / Oxford Harlequins RFC	North (South Oxfordshire)	Mini rugby	Grass
1047	HORSPATH SPORTS GROUND 25	HORSPATH SPORTS GROUND	Horspath Recreation Ground / Oxford Harlequins RFC	North (South Oxfordshire)	Mini rugby	Grass
1056	HOLTON PLAYING FIELDS 5	HOLTON PLAYING FIELDS	Wheatley RFC Training Pitch / Wheatley Playing Fields	North (South Oxfordshire)	Rugby training	Grass
129	GILLOTTS SCHOOL 7	GILLOTTS SCHOOL		South (South Oxfordshire)	Junior rugby	Grass
133	GILLOTTS SCHOOL 11	GILLOTTS SCHOOL		South (South Oxfordshire)	Senior rugby	Grass
134	GILLOTTS SCHOOL 12	GILLOTTS SCHOOL		South (South Oxfordshire)	Senior rugby	Grass
153	HENLEY RUGBY CLUB 1	HENLEY RUGBY CLUB		South (South Oxfordshire)	AGP	AGP - 3G rubber crumb
154	HENLEY RUGBY CLUB 2	HENLEY RUGBY CLUB	Pitch 5	South (South Oxfordshire)	Senior rugby	Grass
155	HENLEY RUGBY CLUB 3	HENLEY RUGBY CLUB	Pitch 3	South (South Oxfordshire)	Senior rugby	Grass
156	HENLEY RUGBY CLUB 4	HENLEY RUGBY CLUB	Pitch 4	South (South Oxfordshire)	Senior rugby	Grass
157	HENLEY RUGBY CLUB 5	HENLEY RUGBY CLUB		South (South Oxfordshire)	Junior rugby	Grass
158	HENLEY RUGBY CLUB 6	HENLEY RUGBY CLUB	Pitch 6 - NO GOALPOSTS	South (South Oxfordshire)	Mini rugby	Grass
159	HENLEY RUGBY CLUB 7	HENLEY RUGBY CLUB	Pitch 7 - NO GOALPOSTS	South (South Oxfordshire)	Mini rugby	Grass
160	HENLEY RUGBY CLUB 8	HENLEY RUGBY CLUB	Pitch 8 - NO GOALPOSTS	South (South Oxfordshire)	Mini rugby	Grass
161	HENLEY RUGBY CLUB 9	HENLEY RUGBY CLUB	Pitch 9 - NO GOALPOSTS	South (South Oxfordshire)	Mini rugby	Grass
162	HENLEY RUGBY CLUB 10	HENLEY RUGBY CLUB		South (South Oxfordshire)	Mini rugby	Grass
163	HENLEY RUGBY CLUB 11	HENLEY RUGBY CLUB		South (South Oxfordshire)	Mini rugby	Grass
164	HENLEY RUGBY CLUB 12	HENLEY RUGBY CLUB		South (South Oxfordshire)	Mini rugby	Grass
165	HENLEY RUGBY CLUB 13	HENLEY RUGBY CLUB		South (South Oxfordshire)	Mini rugby	Grass
166	HENLEY RUGBY CLUB 14	HENLEY RUGBY CLUB	Pitch 10 - NO GOALPOSTS	South (South Oxfordshire)	Mini rugby	Grass
167	HENLEY RUGBY CLUB 15	HENLEY RUGBY CLUB	Pitch 11 - NO GOALPOSTS	South (South Oxfordshire)	Mini rugby	Grass
168	HENLEY RUGBY CLUB 16	HENLEY RUGBY CLUB	Pitch 1	South (South Oxfordshire)	Senior rugby	Grass
169	HENLEY RUGBY CLUB 17	HENLEY RUGBY CLUB	Pitch 2	South (South Oxfordshire)	Senior rugby	Grass

Pitch Ref No.	Pitch Name	Site Name	Also known as	Sub-area	Pitch Size and Type	Surface
220	LANGTREE SCHOOL 7	LANGTREE SCHOOL		South (South Oxfordshire)	Senior rugby	Grass
259	MAIDEN ERLEGH CHILTERN EDGE SCHOOL 9	MAIDEN ERLEGH CHILTERN EDGE SCHOOL		South (South Oxfordshire)	Senior rugby	Grass
311	ROSE HILL 1	ROSE HILL	Reading Abbey RFC 3	South (South Oxfordshire)	Junior rugby	Grass
312	ROSE HILL 2	ROSE HILL	Reading Abbey RFC 2	South (South Oxfordshire)	Junior rugby	Grass
313	ROSE HILL 3	ROSE HILL	Reading Abbey RFC 5	South (South Oxfordshire)	Senior rugby	Grass
314	ROSE HILL 4	ROSE HILL	Reading Abbey RFC 6	South (South Oxfordshire)	Senior rugby	Grass
315	ROSE HILL 5	ROSE HILL	Reading Abbey RFC 1	South (South Oxfordshire)	Senior rugby	Grass
316	ROSE HILL 6	ROSE HILL	Reading Abbey RFC 4	South (South Oxfordshire)	Senior rugby	Grass
326	SHIPLAKE COLLEGE 4	SHIPLAKE COLLEGE		South (South Oxfordshire)	Senior rugby	Grass
374	THE HENLEY COLLEGE - ROTHERFIELD CAMPUS GRASS PITC	THE HENLEY COLLEGE - ROTHERFIELD CAMPUS	Henley RFC training pitch	South (South Oxfordshire)	Senior rugby	Grass
375	THE HENLEY COLLEGE - ROTHERFIELD CAMPUS GRASS PITC	THE HENLEY COLLEGE - ROTHERFIELD CAMPUS	Henley RFC training pitch	South (South Oxfordshire)	Senior rugby	Grass
426	THE ORATORY SPORTS CENTRE 26	THE ORATORY SPORTS CENTRE		South (South Oxfordshire)	Senior rugby	Grass
427	THE ORATORY SPORTS CENTRE 27	THE ORATORY SPORTS CENTRE		South (South Oxfordshire)	Senior rugby	Grass
428	THE ORATORY SPORTS CENTRE 28	THE ORATORY SPORTS CENTRE		South (South Oxfordshire)	Senior rugby	Grass
429	THE ORATORY SPORTS CENTRE 29	THE ORATORY SPORTS CENTRE		South (South Oxfordshire)	Senior rugby	Grass
430	THE ORATORY SPORTS CENTRE 30	THE ORATORY SPORTS CENTRE		South (South Oxfordshire)	Senior rugby	Grass
431	THE ORATORY SPORTS CENTRE 31	THE ORATORY SPORTS CENTRE		South (South Oxfordshire)	Senior rugby	Grass
432	THE ORATORY SPORTS CENTRE 32	THE ORATORY SPORTS CENTRE		South (South Oxfordshire)	Senior rugby	Grass
433	THE ORATORY SPORTS CENTRE 33	THE ORATORY SPORTS CENTRE		South (South Oxfordshire)	Senior rugby	Grass

Pitch Ref No.	Pitch Name	Site Name	Also known as	Sub-area	Pitch Size and Type	Surface
434	THE ORATORY SPORTS CENTRE 34	THE ORATORY SPORTS CENTRE		South (South Oxfordshire)	Senior rugby	Grass
435	THE ORATORY SPORTS CENTRE 35	THE ORATORY SPORTS CENTRE		South (South Oxfordshire)	Senior rugby	Grass
1048	ROSE HILL 7	ROSE HILL		South (South Oxfordshire)	Mini rugby	Grass
1049	ROSE HILL 8	ROSE HILL		South (South Oxfordshire)	Mini rugby	Grass
101	EDMONDS PARK 10	EDMONDS PARK		West (South Oxfordshire)	Senior rugby	Grass
110	EUROPA SCHOOL UK 9	EUROPA SCHOOL UK		West (South Oxfordshire)	Senior rugby	Grass
277	MOULSFORD SCHOOL 11	MOULSFORD SCHOOL		West (South Oxfordshire)	Junior rugby	Grass
278	MOULSFORD SCHOOL 12	MOULSFORD SCHOOL		West (South Oxfordshire)	Junior rugby	Grass
279	MOULSFORD SCHOOL 13	MOULSFORD SCHOOL		West (South Oxfordshire)	Junior rugby	Grass
280	MOULSFORD SCHOOL 14	MOULSFORD SCHOOL		West (South Oxfordshire)	Junior rugby	Grass
281	MOULSFORD SCHOOL 15	MOULSFORD SCHOOL		West (South Oxfordshire)	Junior rugby	Grass
310	RAF BENSON 5	RAF BENSON		West (South Oxfordshire)	Senior rugby	Grass
450	THE TRIANGLE - ST BIRINUS SCHOOL 7	THE TRIANGLE - ST BIRINUS SCHOOL		West (South Oxfordshire)	Senior rugby	Grass
464	WALLINGFORD SCHOOL 7	WALLINGFORD SCHOOL		West (South Oxfordshire)	Senior rugby	Grass
471	WALLINGFORD SPORTS PARK 7	WALLINGFORD SPORTS PARK	Wallingford RFC Pitch 6 Junior 2	West (South Oxfordshire)	Senior rugby	Grass
472	WALLINGFORD SPORTS PARK 8	WALLINGFORD SPORTS PARK	Wallingford RFC Pitch 5 Junior 3	West (South Oxfordshire)	Senior rugby	Grass
473	WALLINGFORD SPORTS PARK 9	WALLINGFORD SPORTS PARK	Wallingford RFC Pitch 4 Junior 4	West (South Oxfordshire)	Senior rugby	Grass
474	WALLINGFORD SPORTS PARK 10	WALLINGFORD SPORTS PARK	Wallingford RFC Main Pitch 1	West (South Oxfordshire)	Senior rugby	Grass
475	WALLINGFORD SPORTS PARK 11	WALLINGFORD SPORTS PARK	Wallingford RFC Pitch 3 Junior 1	West (South Oxfordshire)	Senior rugby	Grass
1032	WALLINGFORD SPORTS PARK 12	WALLINGFORD SPORTS PARK	Wallingford RFC Pitch 2 Training	West (South Oxfordshire)	Senior rugby	Grass
1033	WALLINGFORD SCHOOL 8	WALLINGFORD SCHOOL		West (South Oxfordshire)	Senior rugby	Grass

i) Ownership / Management

Pitch Ref No.	Pitch Name	Site Name	Also known as	Sub-area	Ownership Type	Management by	Maintenance by	Leased, licensed or hired	Fields in Trust	Surface
38	CHINNOR RUGBY CLUB 1	CHINNOR RUGBY CLUB	Thame Showground 10	East (South Oxfordshire)	Commercial	Commercial	Club	Rented	No	Grass
39	CHINNOR RUGBY CLUB 2	CHINNOR RUGBY CLUB	Pitch 4	East (South Oxfordshire)	Club / Commercial	Club / Commercial	Club	Rented	No	Grass
40	CHINNOR RUGBY CLUB 3	CHINNOR RUGBY CLUB	Thame Showground 3	East (South Oxfordshire)	Commercial	Commercial	Club	Rented	No	Grass
41	CHINNOR RUGBY CLUB 4	CHINNOR RUGBY CLUB	Thame Showground 4	East (South Oxfordshire)	Commercial	Commercial	Club	Rented	No	Grass
42	CHINNOR RUGBY CLUB 5	CHINNOR RUGBY CLUB	Thame Showground 5	East (South Oxfordshire)	Commercial	Commercial	Club	Rented	No	Grass
43	CHINNOR RUGBY CLUB 6	CHINNOR RUGBY CLUB	Thame Showground 6	East (South Oxfordshire)	Commercial	Commercial	Club	Rented	No	Grass
44	CHINNOR RUGBY CLUB 7	CHINNOR RUGBY CLUB	Thame Showground 7	East (South Oxfordshire)	Commercial	Commercial	Club	Rented	No	Grass
45	CHINNOR RUGBY CLUB 8	CHINNOR RUGBY CLUB	Thame Showground 8	East (South Oxfordshire)	Commercial	Commercial	Club	Rented	No	Grass
46	CHINNOR RUGBY CLUB 9	CHINNOR RUGBY CLUB	Thame Showground 9	East (South Oxfordshire)	Commercial	Commercial	Club	Rented	No	Grass
47	CHINNOR RUGBY CLUB 10	CHINNOR RUGBY CLUB	Thame Showground 2	East (South Oxfordshire)	Commercial	Commercial	Club	Rented	No	Grass
48	CHINNOR RUGBY CLUB 11	CHINNOR RUGBY CLUB	Thame Showground 1	East (South Oxfordshire)	Commercial	Commercial	Club	Rented	No	Grass
49	CHINNOR RUGBY CLUB 12	CHINNOR RUGBY CLUB	Pitch 1	East (South Oxfordshire)	Club	Club	Club		No	Grass
50	CHINNOR RUGBY CLUB 13	CHINNOR RUGBY CLUB	Pitch 2	East (South Oxfordshire)	Club	Club	Club		No	Grass
51	CHINNOR RUGBY CLUB 14	CHINNOR RUGBY CLUB	Pitch 3	East (South Oxfordshire)	Club	Club	Club		No	Grass
201	ICKNIELD COMMUNITY COLLEGE 10	ICKNIELD COMMUNITY COLLEGE		East (South Oxfordshire)	Academy Convertors	School / College / University (in house)			No	Grass
236	LORD WILLIAMS'S	LORD WILLIAMS'S		East (South Oxfordshire)	Academies	School / College /			No	Grass

Pitch Ref No.	Pitch Name	Site Name	Also known as	Sub-area	Ownership Type	Management by	Maintenance by	Leased, licensed or hired	Fields in Trust	Surface
	ACADEMY(UPPER SCHOOL) 8	ACADEMY(UPPER SCHOOL)				University (in house)				
237	LORD WILLIAMS'S ACADEMY(UPPER SCHOOL) 9	LORD WILLIAMS'S ACADEMY(UPPER SCHOOL)		East (South Oxfordshire)	Academies	School / College / University (in house)			No	Grass
241	LORD WILLIAMS'S SCHOOL (LOWER SCHOOL) 4	LORD WILLIAMS'S SCHOOL (LOWER SCHOOL)		East (South Oxfordshire)	Academies	School / College / University (in house)			No	Grass
242	LORD WILLIAMS'S SCHOOL (LOWER SCHOOL) 5	LORD WILLIAMS'S SCHOOL (LOWER SCHOOL)		East (South Oxfordshire)	Academies	School / College / University (in house)			No	Grass
177	HOLTON PLAYING FIELDS 4	HOLTON PLAYING FIELDS	Wheatley RFC Main Pitch / Wheatley Playing Fields	North (South Oxfordshire)	Community Organisation	Trust	Trust	Leased	No	Grass
1002	THE PARK SPORTS CENTRE (WHEATLEY)	THE PARK SPORTS CENTRE (WHEATLEY)		North (South Oxfordshire)	Local Authority	Trust			No	Grass
1037	HORSPATH SPORTS GROUND 15	HORSPATH SPORTS GROUND	Horspath Recreation Ground / Oxford Harlequins RFC	North (South Oxfordshire)	Local Authority	Local Authority (in house)	Club	Leased	Yes	Grass
1038	HORSPATH SPORTS GROUND 16	HORSPATH SPORTS GROUND	Horspath Recreation Ground / Oxford Harlequins RFC	North (South Oxfordshire)	Local Authority	Local Authority (in house)	Club	Leased	Yes	Grass
1039	HORSPATH SPORTS GROUND 17	HORSPATH SPORTS GROUND	Horspath Recreation Ground / Oxford Harlequins RFC	North (South Oxfordshire)	Local Authority	Local Authority (in house)	Club	Leased	Yes	Grass

Pitch Ref No.	Pitch Name	Site Name	Also known as	Sub-area	Ownership Type	Management by	Maintenance by	Leased, licensed or hired	Fields in Trust	Surface
1040	HORSPATH SPORTS GROUND 18	HORSPATH SPORTS GROUND	Horspath Recreation Ground / Oxford Harlequins RFC	North (South Oxfordshire)	Local Authority	Local Authority (in house)	Club	Leased	Yes	Grass
1042	HORSPATH SPORTS GROUND 20	HORSPATH SPORTS GROUND	Horspath Recreation Ground / Oxford Harlequins RFC	North (South Oxfordshire)	Local Authority	Local Authority (in house)	Club	Leased	Yes	Grass
1043	HORSPATH SPORTS GROUND 21	HORSPATH SPORTS GROUND	Horspath Recreation Ground / Oxford Harlequins RFC	North (South Oxfordshire)	Local Authority	Local Authority (in house)	Club	Leased	Yes	Grass
1044	HORSPATH SPORTS GROUND 22	HORSPATH SPORTS GROUND	Horspath Recreation Ground / Oxford Harlequins RFC	North (South Oxfordshire)	Local Authority	Local Authority (in house)	Club	Leased	Yes	Grass
1045	HORSPATH SPORTS GROUND 23	HORSPATH SPORTS GROUND	Horspath Recreation Ground / Oxford Harlequins RFC	North (South Oxfordshire)	Local Authority	Local Authority (in house)	Club	Leased	Yes	Grass
1046	HORSPATH SPORTS GROUND 24	HORSPATH SPORTS GROUND	Horspath Recreation Ground / Oxford Harlequins RFC	North (South Oxfordshire)	Local Authority	Local Authority (in house)	Club	Leased	Yes	Grass
1047	HORSPATH SPORTS GROUND 25	HORSPATH SPORTS GROUND	Horspath Recreation Ground / Oxford Harlequins RFC	North (South Oxfordshire)	Local Authority	Local Authority (in house)	Club	Leased	Yes	Grass
1056	HOLTON PLAYING FIELDS 5	HOLTON PLAYING FIELDS	Wheatley RFC Training Pitch / Wheatley Playing Fields	North (South Oxfordshire)	Community Organisation	Trust	Trust	Leased	No	Grass
189	HORSPATH SPORTS GROUND 12	HORSPATH SPORTS GROUND	Horspath Recreation Ground / Oxford	North (South Oxfordshire)North	Local Authority	Local Authority (in house)	Club		Yes	Grass

Pitch Ref No.	Pitch Name	Site Name	Also known as	Sub-area	Ownership Type	Management by	Maintenance by	Leased, licensed or hired	Fields in Trust	Surface
			Harlequins RFC Pitch 1	(South Oxfordshire)						
1036	HORSPATH SPORTS GROUND 14	HORSPATH SPORTS GROUND	Horspath Recreation Ground / Oxford Harlequins RFC Pitch 3	North (South Oxfordshire)North (South Oxfordshire)	Local Authority	Local Authority (in house)	Club	Leased	Yes	Grass
1041	HORSPATH SPORTS GROUND 19	HORSPATH SPORTS GROUND	Horspath Recreation Ground / Oxford Harlequins RFC	North (South Oxfordshire)North (South Oxfordshire)	Local Authority	Local Authority (in house)	Club	Leased	Yes	Grass
129	GILLOTTS SCHOOL 7	GILLOTTS SCHOOL		South (South Oxfordshire)	Academy Convertors	School / College / University (in house)			No	Grass
133	GILLOTTS SCHOOL 11	GILLOTTS SCHOOL		South (South Oxfordshire)	Academy Convertors	School / College / University (in house)			No	Grass
134	GILLOTTS SCHOOL 12	GILLOTTS SCHOOL		South (South Oxfordshire)	Academy Convertors	School / College / University (in house)			No	Grass
154	HENLEY RUGBY CLUB 2	HENLEY RUGBY CLUB	Pitch 5	South (South Oxfordshire)	Community OrganisationCommunity Organisation	Club	Club	Leased	No	Grass
155	HENLEY RUGBY CLUB 3	HENLEY RUGBY CLUB	Pitch 3	South (South Oxfordshire)	Community Organisation	Club	Club	Leased	No	Grass
156	HENLEY RUGBY CLUB 4	HENLEY RUGBY CLUB	Pitch 4	South (South Oxfordshire)	Community Organisation	Club	Club	Leased	No	Grass
157	HENLEY RUGBY CLUB 5	HENLEY RUGBY CLUB		South (South Oxfordshire)	Community Organisation	Club	Club	Leased	No	Grass
158	HENLEY RUGBY CLUB 6	HENLEY RUGBY CLUB	Pitch 6 - NO GOALPOSTS	South (South Oxfordshire)	Community Organisation	Club	Club	Leased	No	Grass

Pitch Ref No.	Pitch Name	Site Name	Also known as	Sub-area	Ownership Type	Management by	Maintenance by	Leased, licensed or hired	Fields in Trust	Surface
159	HENLEY RUGBY CLUB 7	HENLEY RUGBY CLUB	Pitch 7 - NO GOALPOSTS	South (South Oxfordshire)	Community OrganisationCommunity Organisation	Club	Club	Leased	No	Grass
160	HENLEY RUGBY CLUB 8	HENLEY RUGBY CLUB	Pitch 8 - NO GOALPOSTS	South (South Oxfordshire)	Community Organisation	Club	Club	Leased	No	Grass
161	HENLEY RUGBY CLUB 9	HENLEY RUGBY CLUB	Pitch 9 - NO GOALPOSTS	South (South Oxfordshire)	Community Organisation	Club	Club	Leased	No	Grass
162	HENLEY RUGBY CLUB 10	HENLEY RUGBY CLUB		South (South Oxfordshire)	Community Organisation	Club	Club	Leased	No	Grass
163	HENLEY RUGBY CLUB 11	HENLEY RUGBY CLUB		South (South Oxfordshire)	Community Organisation	Club	Club	Leased	No	Grass
164	HENLEY RUGBY CLUB 12	HENLEY RUGBY CLUB		South (South Oxfordshire)	Community Organisation	Club	Club	Leased	No	Grass
165	HENLEY RUGBY CLUB 13	HENLEY RUGBY CLUB		South (South Oxfordshire)	Community Organisation	Club	Club	Leased	No	Grass
166	HENLEY RUGBY CLUB 14	HENLEY RUGBY CLUB	Pitch 10 - NO GOALPOSTS	South (South Oxfordshire)	Community Organisation	Club	Club	Leased	No	Grass
167	HENLEY RUGBY CLUB 15	HENLEY RUGBY CLUB	Pitch 11 - NO GOALPOSTS	South (South Oxfordshire)	Community Organisation	Club	Club	Leased	No	Grass
168	HENLEY RUGBY CLUB 16	HENLEY RUGBY CLUB	Pitch 1	South (South Oxfordshire)	Community Organisation	Club	Club	Leased	No	Grass
169	HENLEY RUGBY CLUB 17	HENLEY RUGBY CLUB	Pitch 2	South (South Oxfordshire)	Community Organisation	Club	Club	Leased	No	Grass
220	LANGTREE SCHOOL 7	LANGTREE SCHOOL		South (South Oxfordshire)	Community school	School / College / University (in house)			No	Grass
259	MAIDEN ERLEGH CHILTERN EDGE SCHOOL 9	MAIDEN ERLEGH CHILTERN EDGE SCHOOL		South (South Oxfordshire)	Academies	School / College / University (in house)			No	Grass
311	ROSE HILL 1	ROSE HILL	Reading Abbey RFC 3	South (South Oxfordshire)	Club	Club	Club		No	Grass
312	ROSE HILL 2	ROSE HILL	Reading Abbey RFC 2	South (South Oxfordshire)	Club	Club	Club		No	Grass

Pitch Ref No.	Pitch Name	Site Name	Also known as	Sub-area	Ownership Type	Management by	Maintenance by	Leased, licensed or hired	Fields in Trust	Surface
313	ROSE HILL 3	ROSE HILL	Reading Abbey RFC 5	South (South Oxfordshire)	Club	Club	Club		No	Grass
314	ROSE HILL 4	ROSE HILL	Reading Abbey RFC 6	South (South Oxfordshire)	Club	Club	Club		No	Grass
315	ROSE HILL 5	ROSE HILL	Reading Abbey RFC 1	South (South Oxfordshire)	Club	Club	Club		No	Grass
316	ROSE HILL 6	ROSE HILL	Reading Abbey RFC 4	South (South Oxfordshire)	Club	Club	Club		No	Grass
326	SHIPLAKE COLLEGE 4	SHIPLAKE COLLEGE		South (South Oxfordshire)	Other Independent School	School / College / University (in house)			No	Grass
374	THE HENLEY COLLEGE - ROTHERFIELD CAMPUS GRASS PITC	THE HENLEY COLLEGE - ROTHERFIELD CAMPUS	Henley RFC training pitch	South (South Oxfordshire)	Further Education	School / College / University (in house)			No	Grass
375	THE HENLEY COLLEGE - ROTHERFIELD CAMPUS GRASS PITC	THE HENLEY COLLEGE - ROTHERFIELD CAMPUS	Henley RFC training pitch	South (South Oxfordshire)	Further Education	School / College / University (in house)			No	Grass
426	THE ORATORY SPORTS CENTRE 26	THE ORATORY SPORTS CENTRE		South (South Oxfordshire)	Other Independent School	School / College / University (in house)			No	Grass
427	THE ORATORY SPORTS CENTRE 27	THE ORATORY SPORTS CENTRE		South (South Oxfordshire)	Other Independent School	School / College / University (in house)			No	Grass
428	THE ORATORY SPORTS CENTRE 28	THE ORATORY SPORTS CENTRE		South (South Oxfordshire)	Other Independent School	School / College / University (in house)			No	Grass

Pitch Ref No.	Pitch Name	Site Name	Also known as	Sub-area	Ownership Type	Management by	Maintenance by	Leased, licensed or hired	Fields in Trust	Surface
429	THE ORATORY SPORTS CENTRE 29	THE ORATORY SPORTS CENTRE		South (South Oxfordshire)	Other Independent School	School / College / University (in house)			No	Grass
430	THE ORATORY SPORTS CENTRE 30	THE ORATORY SPORTS CENTRE		South (South Oxfordshire)	Other Independent School	School / College / University (in house)			No	Grass
431	THE ORATORY SPORTS CENTRE 31	THE ORATORY SPORTS CENTRE		South (South Oxfordshire)	Other Independent School	School / College / University (in house)			No	Grass
432	THE ORATORY SPORTS CENTRE 32	THE ORATORY SPORTS CENTRE		South (South Oxfordshire)	Other Independent School	School / College / University (in house)			No	Grass
433	THE ORATORY SPORTS CENTRE 33	THE ORATORY SPORTS CENTRE		South (South Oxfordshire)	Other Independent School	School / College / University (in house)			No	Grass
434	THE ORATORY SPORTS CENTRE 34	THE ORATORY SPORTS CENTRE		South (South Oxfordshire)	Other Independent School	School / College / University (in house)			No	Grass
435	THE ORATORY SPORTS CENTRE 35	THE ORATORY SPORTS CENTRE		South (South Oxfordshire)	Other Independent School	School / College / University (in house)			No	Grass
1048	ROSE HILL 7	ROSE HILL		South (South Oxfordshire)	Club	Club	Club		No	Grass
1049	ROSE HILL 8	ROSE HILL		South (South Oxfordshire)	Club	Club	Club		No	Grass
101	EDMONDS PARK 10	EDMONDS PARK		West (South Oxfordshire)	Community Organisation	Community Organisation	Community Organisation		No	Grass

Pitch Ref No.	Pitch Name	Site Name	Also known as	Sub-area	Ownership Type	Management by	Maintenance by	Leased, licensed or hired	Fields in Trust	Surface
110	EUROPA SCHOOL UK 9	EUROPA SCHOOL UK		West (South Oxfordshire)	Academy Free Schools	School / College / University (in house)			No	Grass
277	MOULSFORD SCHOOL 11	MOULSFORD SCHOOL		West (South Oxfordshire)	Other Independent School	School / College / University (in house)			No	Grass
278	MOULSFORD SCHOOL 12	MOULSFORD SCHOOL		West (South Oxfordshire)	Other Independent School	School / College / University (in house)			No	Grass
279	MOULSFORD SCHOOL 13	MOULSFORD SCHOOL		West (South Oxfordshire)	Other Independent School	School / College / University (in house)			No	Grass
280	MOULSFORD SCHOOL 14	MOULSFORD SCHOOL		West (South Oxfordshire)	Other Independent School	School / College / University (in house)			No	Grass
281	MOULSFORD SCHOOL 15	MOULSFORD SCHOOL		West (South Oxfordshire)	Other Independent School	School / College / University (in house)			No	Grass
310	RAF BENSON 5	RAF BENSON		West (South Oxfordshire)	MOD	MOD			No	Grass
450	THE TRIANGLE - ST BIRINUS SCHOOL 7	THE TRIANGLE - ST BIRINUS SCHOOL		West (South Oxfordshire)	Academy Convertors	School / College / University (in house)		Rented out to clubs	No	Grass
464	WALLINGFORD SCHOOL 7	WALLINGFORD SCHOOL		West (South Oxfordshire)	Academies	School / College / University (in house)			No	Grass

Pitch Ref No.	Pitch Name	Site Name	Also known as	Sub-area	Ownership Type	Management by	Maintenance by	Leased, licensed or hired	Fields in Trust	Surface
471	WALLINGFORD SPORTS PARK 7	WALLINGFORD SPORTS PARK	Wallingford RFC Pitch 6 Junior 2	West (South Oxfordshire)	Community Organisation	Community Organisation	Club	Leased	No	Grass
472	WALLINGFORD SPORTS PARK 8	WALLINGFORD SPORTS PARK	Wallingford RFC Pitch 5 Junior 3	West (South Oxfordshire)	Community Organisation	Community Organisation	Club	Leased	No	Grass
473	WALLINGFORD SPORTS PARK 9	WALLINGFORD SPORTS PARK	Wallingford RFC Pitch 4 Junior 4	West (South Oxfordshire)	Community Organisation	Community Organisation	Club	Leased	No	Grass
474	WALLINGFORD SPORTS PARK 10	WALLINGFORD SPORTS PARK	Wallingford RFC Main Pitch 1	West (South Oxfordshire)	Community Organisation	Community Organisation	Club	Leased	No	Grass
475	WALLINGFORD SPORTS PARK 11	WALLINGFORD SPORTS PARK	Wallingford RFC Pitch 3 Junior 1	West (South Oxfordshire)	Community Organisation	Community Organisation	Club	Leased	No	Grass
1032	WALLINGFORD SPORTS PARK 12	WALLINGFORD SPORTS PARK	Wallingford RFC Pitch 2 Training	West (South Oxfordshire)	Community Organisation	Community Organisation	Club	Leased	No	Grass
1033	WALLINGFORD SCHOOL 8	WALLINGFORD SCHOOL		West (South Oxfordshire)	Academies	School / College / University (in house)			No	Grass

3. SECURITY OF USE

j) Secure community use

Pitch Ref No.	Pitch Name	Also known as	Sub-area	Pitch Size and Type	Surface	Community use category
49	CHINNOR RUGBY CLUB 12	Pitch 1	East (South Oxfordshire)	Senior rugby	Grass	Available for community use and used
50	CHINNOR RUGBY CLUB 13	Pitch 2	East (South Oxfordshire)	Senior rugby	Grass	Available for community use and used
51	CHINNOR RUGBY CLUB 14	Pitch 3	East (South Oxfordshire)	Senior rugby	Grass	Available for community use and used
177	HOLTON PLAYING FIELDS 4	Wheatley RFC Main Pitch / Wheatley Playing Fields	North (South Oxfordshire)	Senior rugby	Grass	Available for community use and used
1056	HOLTON PLAYING FIELDS 5	Wheatley RFC Training Pitch / Wheatley Playing Fields	North (South Oxfordshire)	Rugby training	Grass	Available for community use and used
1035	HORSPATH SPORTS GROUND 13	Horspath Recreation Ground / Oxford Harlequins RFC Pitch 2	North (South Oxfordshire)	Senior rugby	Grass	Available for community use and used
1037	HORSPATH SPORTS GROUND 15	Horspath Recreation Ground / Oxford Harlequins RFC	North (South Oxfordshire)	Junior rugby	Grass	Available for community use and used
1038	HORSPATH SPORTS GROUND 16	Horspath Recreation Ground / Oxford Harlequins RFC	North (South Oxfordshire)	Junior rugby	Grass	Available for community use and used
1039	HORSPATH SPORTS GROUND 17	Horspath Recreation Ground / Oxford Harlequins RFC	North (South Oxfordshire)	Junior rugby	Grass	Available for community use and used
1040	HORSPATH SPORTS GROUND 18	Horspath Recreation Ground / Oxford Harlequins RFC	North (South Oxfordshire)	Junior rugby	Grass	Available for community use and used
1042	HORSPATH SPORTS GROUND 20	Horspath Recreation Ground / Oxford Harlequins RFC	North (South Oxfordshire)	Junior rugby	Grass	Available for community use and used
1043	HORSPATH SPORTS GROUND 21	Horspath Recreation Ground / Oxford Harlequins RFC	North (South Oxfordshire)	Junior rugby	Grass	Available for community use and used
1044	HORSPATH SPORTS GROUND 22	Horspath Recreation Ground / Oxford Harlequins RFC	North (South Oxfordshire)	Junior rugby	Grass	Available for community use and used
1045	HORSPATH SPORTS GROUND 23	Horspath Recreation Ground / Oxford Harlequins RFC	North (South Oxfordshire)	Junior rugby	Grass	Available for community use and used
1046	HORSPATH SPORTS GROUND 24	Horspath Recreation Ground / Oxford Harlequins RFC	North (South Oxfordshire)	Mini rugby	Grass	Available for community use and used
1047	HORSPATH SPORTS GROUND 25	Horspath Recreation Ground / Oxford Harlequins RFC	North (South Oxfordshire)	Mini rugby	Grass	Available for community use and used

Pitch Ref No.	Pitch Name	Also known as	Sub-area	Pitch Size and Type	Surface	Community use category
181	HORSPATH SPORTS GROUND 4	Horspath Recreation Ground	North (South Oxfordshire)	AGP	AGP - 3G rubber crumb	Available for community use and used
1002	THE PARK SPORTS CENTRE (WHEATLEY)		North (South Oxfordshire)	Senior rugby	Grass	Available for community use but unused
189	HORSPATH SPORTS GROUND 12	Horspath Recreation Ground / Oxford Harlequins RFC Pitch 1	North (South Oxfordshire)North (South Oxfordshire)	Senior rugby	Grass	Available for community use and used
1036	HORSPATH SPORTS GROUND 14	Horspath Recreation Ground / Oxford Harlequins RFC Pitch 3	North (South Oxfordshire)North (South Oxfordshire)	Senior rugby	Grass	Available for community use and used
1041	HORSPATH SPORTS GROUND 19	Horspath Recreation Ground / Oxford Harlequins RFC	North (South Oxfordshire)North (South Oxfordshire)	Junior rugby	Grass	Available for community use and used
153	HENLEY RUGBY CLUB 1		South (South Oxfordshire)	AGP	AGP - 3G rubber crumb	Available for community use and used
162	HENLEY RUGBY CLUB 10		South (South Oxfordshire)	Mini rugby	Grass	Available for community use but unused
163	HENLEY RUGBY CLUB 11		South (South Oxfordshire)	Mini rugby	Grass	Available for community use but unused
164	HENLEY RUGBY CLUB 12		South (South Oxfordshire)	Mini rugby	Grass	Available for community use but unused
165	HENLEY RUGBY CLUB 13		South (South Oxfordshire)	Mini rugby	Grass	Available for community use but unused
166	HENLEY RUGBY CLUB 14	Pitch 10 - NO GOALPOSTS	South (South Oxfordshire)	Mini rugby	Grass	Available for community use and used
167	HENLEY RUGBY CLUB 15	Pitch 11 - NO GOALPOSTS	South (South Oxfordshire)	Mini rugby	Grass	Available for community use and used
168	HENLEY RUGBY CLUB 16	Pitch 1	South (South Oxfordshire)	Senior rugby	Grass	Available for community use and used
169	HENLEY RUGBY CLUB 17	Pitch 2	South (South Oxfordshire)	Senior rugby	Grass	Available for community use and used
154	HENLEY RUGBY CLUB 2	Pitch 5	South (South Oxfordshire)	Senior rugby	Grass	Available for community use and used

Pitch Ref No.	Pitch Name	Also known as	Sub-area	Pitch Size and Type	Surface	Community use category
155	HENLEY RUGBY CLUB 3	Pitch 3	South (South Oxfordshire)	Senior rugby	Grass	Available for community use and used
156	HENLEY RUGBY CLUB 4	Pitch 4	South (South Oxfordshire)	Senior rugby	Grass	Available for community use and used
157	HENLEY RUGBY CLUB 5		South (South Oxfordshire)	Junior rugby	Grass	Available for community use but unused
158	HENLEY RUGBY CLUB 6	Pitch 6 - NO GOALPOSTS	South (South Oxfordshire)	Mini rugby	Grass	Available for community use and used
159	HENLEY RUGBY CLUB 7	Pitch 7 - NO GOALPOSTS	South (South Oxfordshire)	Mini rugby	Grass	Available for community use and used
160	HENLEY RUGBY CLUB 8	Pitch 8 - NO GOALPOSTS	South (South Oxfordshire)	Mini rugby	Grass	Available for community use and used
161	HENLEY RUGBY CLUB 9	Pitch 9 - NO GOALPOSTS	South (South Oxfordshire)	Mini rugby	Grass	Available for community use and used
311	ROSE HILL 1	Reading Abbey RFC 3	South (South Oxfordshire)	Junior rugby	Grass	Available for community use and used
312	ROSE HILL 2	Reading Abbey RFC 2	South (South Oxfordshire)	Junior rugby	Grass	Available for community use and used
313	ROSE HILL 3	Reading Abbey RFC 5	South (South Oxfordshire)	Senior rugby	Grass	Available for community use and used
314	ROSE HILL 4	Reading Abbey RFC 6	South (South Oxfordshire)	Senior rugby	Grass	Available for community use and used
315	ROSE HILL 5	Reading Abbey RFC 1	South (South Oxfordshire)	Senior rugby	Grass	Available for community use and used
316	ROSE HILL 6	Reading Abbey RFC 4	South (South Oxfordshire)	Senior rugby	Grass	Available for community use and used
1048	ROSE HILL 7		South (South Oxfordshire)	Mini rugby	Grass	Available for community use but unused
1049	ROSE HILL 8		South (South Oxfordshire)	Mini rugby	Grass	Available for community use but unused
92	EDMONDS PARK 1		West (South Oxfordshire)	Adult Football / Senior rugby	Grass	Available for community use and used
101	EDMONDS PARK 10		West (South Oxfordshire)	Senior rugby	Grass	Available for community use but unused

Pitch Ref No.	Pitch Name	Also known as	Sub-area	Pitch Size and Type	Surface	Community use category
474	WALLINGFORD SPORTS PARK 10	Wallingford RFC Main Pitch 1	West (South Oxfordshire)	Senior rugby	Grass	Available for community use and used
475	WALLINGFORD SPORTS PARK 11	Wallingford RFC Pitch 3 Junior 1	West (South Oxfordshire)	Senior rugby	Grass	Available for community use and used
1032	WALLINGFORD SPORTS PARK 12	Wallingford RFC Pitch 2 Training	West (South Oxfordshire)	Senior rugby	Grass	Available for community use and used
471	WALLINGFORD SPORTS PARK 7	Wallingford RFC Pitch 6 Junior 2	West (South Oxfordshire)	Senior rugby	Grass	Available for community use and used
472	WALLINGFORD SPORTS PARK 8	Wallingford RFC Pitch 5 Junior 3	West (South Oxfordshire)	Senior rugby	Grass	Available for community use and used
473	WALLINGFORD SPORTS PARK 9	Wallingford RFC Pitch 4 Junior 4	West (South Oxfordshire)	Senior rugby	Grass	Available for community use and used

k) Unsecure community use

Pitch Ref No.	Pitch Name	Also known as	Sub-area	Pitch Size and Type	Surface	Community use category
38	CHINNOR RUGBY CLUB 1	Thame Showground 10	East (South Oxfordshire)	Mini rugby	Grass	Available for community use but unused
47	CHINNOR RUGBY CLUB 10	Thame Showground 2	East (South Oxfordshire)	Mini rugby	Grass	Available for community use but unused
48	CHINNOR RUGBY CLUB 11	Thame Showground 1	East (South Oxfordshire)	Senior rugby	Grass	Available for community use and used
39	CHINNOR RUGBY CLUB 2	Pitch 4	East (South Oxfordshire)	Junior rugby	Grass	Available for community use and used
40	CHINNOR RUGBY CLUB 3	Thame Showground 3	East (South Oxfordshire)	Junior rugby	Grass	Available for community use and used
41	CHINNOR RUGBY CLUB 4	Thame Showground 4	East (South Oxfordshire)	Mini rugby	Grass	Available for community use and used
42	CHINNOR RUGBY CLUB 5	Thame Showground 5	East (South Oxfordshire)	Mini rugby	Grass	Available for community use and used
43	CHINNOR RUGBY CLUB 6	Thame Showground 6	East (South Oxfordshire)	Mini rugby	Grass	Available for community use and used

Pitch Ref No.	Pitch Name	Also known as	Sub-area	Pitch Size and Type	Surface	Community use category
44	CHINNOR RUGBY CLUB 7	Thame Showground 7	East (South Oxfordshire)	Mini rugby	Grass	Available for community use but unused
45	CHINNOR RUGBY CLUB 8	Thame Showground 8	East (South Oxfordshire)	Mini rugby	Grass	Available for community use but unused
46	CHINNOR RUGBY CLUB 9	Thame Showground 9	East (South Oxfordshire)	Mini rugby	Grass	Available for community use but unused
374	THE HENLEY COLLEGE - ROTHERFIELD CAMPUS GRASS PITC	Henley RFC training pitch	South (South Oxfordshire)	Senior rugby	Grass	Available for community use and used
375	THE HENLEY COLLEGE - ROTHERFIELD CAMPUS GRASS PITC	Henley RFC training pitch	South (South Oxfordshire)	Senior rugby	Grass	Available for community use and used
426	THE ORATORY SPORTS CENTRE 26		South (South Oxfordshire)	Senior rugby	Grass	Available for community use but unused
427	THE ORATORY SPORTS CENTRE 27		South (South Oxfordshire)	Senior rugby	Grass	Available for community use but unused
428	THE ORATORY SPORTS CENTRE 28		South (South Oxfordshire)	Senior rugby	Grass	Available for community use but unused
429	THE ORATORY SPORTS CENTRE 29		South (South Oxfordshire)	Senior rugby	Grass	Available for community use but unused
430	THE ORATORY SPORTS CENTRE 30		South (South Oxfordshire)	Senior rugby	Grass	Available for community use but unused
431	THE ORATORY SPORTS CENTRE 31		South (South Oxfordshire)	Senior rugby	Grass	Available for community use but unused
432	THE ORATORY SPORTS CENTRE 32		South (South Oxfordshire)	Senior rugby	Grass	Available for community use but unused
433	THE ORATORY SPORTS CENTRE 33		South (South Oxfordshire)	Senior rugby	Grass	Available for community use but unused
434	THE ORATORY SPORTS CENTRE 34		South (South Oxfordshire)	Senior rugby	Grass	Available for community use but unused
435	THE ORATORY SPORTS CENTRE 35		South (South Oxfordshire)	Senior rugby	Grass	Available for community use but unused
450	THE TRIANGLE - ST BIRINUS SCHOOL 7		West (South Oxfordshire)	Senior rugby	Grass	Available for community use and used

l) Not available for community use

Pitch Ref No.	Pitch Name	Sub-area	Pitch Size and Type	Surface
201	ICKNIELD COMMUNITY COLLEGE 10	East (South Oxfordshire)	Senior rugby	Grass
236	LORD WILLIAMS'S ACADEMY(UPPER SCHOOL) 8	East (South Oxfordshire)	Senior rugby	Grass
237	LORD WILLIAMS'S ACADEMY(UPPER SCHOOL) 9	East (South Oxfordshire)	Senior rugby	Grass
241	LORD WILLIAMS'S SCHOOL (LOWER SCHOOL) 4	East (South Oxfordshire)	Junior rugby	Grass
242	LORD WILLIAMS'S SCHOOL (LOWER SCHOOL) 5	East (South Oxfordshire)	Junior rugby	Grass
133	GILLOTTS SCHOOL 11	South (South Oxfordshire)	Senior rugby	Grass
134	GILLOTTS SCHOOL 12	South (South Oxfordshire)	Senior rugby	Grass
129	GILLOTTS SCHOOL 7	South (South Oxfordshire)	Junior rugby	Grass
220	LANGTREE SCHOOL 7	South (South Oxfordshire)	Senior rugby	Grass
259	MAIDEN ERLEGH CHILTERN EDGE SCHOOL 9	South (South Oxfordshire)	Senior rugby	Grass
326	SHIPLAKE COLLEGE 4	South (South Oxfordshire)	Senior rugby	Grass
110	EUROPA SCHOOL UK 9	West (South Oxfordshire)	Senior rugby	Grass
277	MOULSFORD SCHOOL 11	West (South Oxfordshire)	Junior rugby	Grass
278	MOULSFORD SCHOOL 12	West (South Oxfordshire)	Junior rugby	Grass
279	MOULSFORD SCHOOL 13	West (South Oxfordshire)	Junior rugby	Grass
280	MOULSFORD SCHOOL 14	West (South Oxfordshire)	Junior rugby	Grass
281	MOULSFORD SCHOOL 15	West (South Oxfordshire)	Junior rugby	Grass
310	RAF BENSON 5	West (South Oxfordshire)	Senior rugby	Grass
464	WALLINGFORD SCHOOL 7	West (South Oxfordshire)	Senior rugby	Grass
1033	WALLINGFORD SCHOOL 8	West (South Oxfordshire)	Senior rugby	Grass

4. QUALITY & KEY ISSUES

m) Quality – club sites

Pitch Ref No.	Pitch Name	Also known as	Sub-area	Agreed pitch quality	GMA pitch comments and recommendations	Quality of ancillary facilities
39	CHINNOR RUGBY CLUB 2	Pitch 4	East (South Oxfordshire)	M1/D0	<p>Chinnor RFC play at a large 4 pitch site which has one main pitch that is railed and floodlit with 3 others and an area that can also be used for training. The pitches are maintained by a volunteer groundskeeper with some tasks being outsourced to a local farmer such as the seeding and selective herbicide applications. The playing surfaces consist of excellent soils which have great drainage capabilities but to maintain this, the aeration and decompaction regimes need to be increased. The club have good machinery to complete the tasks and just need to increase the slitting and deep vertical tine aeration to maintain the drainage percolation rates and to increase root depths. The soils are compacted in the top 50mm but are loose below this. The root depths are shallow because of this compaction which means that the grass plants are being kicked out of the ground during training and matches. Improved root depths and mass will mean that the playing surface will maintain grass cover for longer during the season and will recover quicker after matches and training. Training needs to be moved around the site to prevent this compaction and to stop areas becoming bare of grass plants. Performing concentrated practice on the same areas session after session will compact the soil and remove any vegetation. The site is very large, and the club are lucky to have room to move training around, it just needs the coaches and players to realise this and there will be better surfaces for all to play on. Maintenance costs will also be lowered due to less, end of season renovations needing to be performed. Compaction rates were less the further from the clubhouse we went. Using agricultural fertiliser is not recommended as this is not designed for sports pitches. Sports turf fertiliser such as a controlled release product will trickle feed the grass plants for up to 5 months without any flush of growth. Agricultural fertilisers are designed to produce grass plant top growth quickly which means the leaves will grow rapidly for 8 to 12 weeks and then the nutrients have been used up. Sports turf fertilisers are designed to feed the whole plant so encourage healthy plants with a balanced feed for roots and leaves.</p> <p>Recs:</p> <ul style="list-style-type: none"> • Increased aeration and decompaction • Move training around the site to reduce wear and compaction. • Controlled release fertiliser • Deep slitting • Surface grooming • Selective herbicide application • End of season renovations. 	Standard
49	CHINNOR RUGBY CLUB 12	Pitch 1	East (South Oxfordshire)	M1/D0		Standard
50	CHINNOR RUGBY CLUB 13	Pitch 2	East (South Oxfordshire)	M1/D0		Standard
51	CHINNOR RUGBY CLUB 14	Pitch 3	East (South Oxfordshire)	M1/D0		Standard

Pitch Ref No.	Pitch Name	Also known as	Sub-area	Agreed pitch quality	GMA pitch comments and recommendations	Quality of ancillary facilities
177	HOLTON PLAYING FIELDS 4	Wheatley RFC Main Pitch / Wheatley Playing Fields	North (South Oxfordshire)	M1/D1	<p>Wheatley RFC play at a one pitch site which also has a large training area. The site is owned by Wheatley Playing Field Trust and is maintained by a contractor. On the day of the visit the training area had just had its end of season renovations completed which included vertical tine aeration, overseeding and topdressing. The pitch has reasonable grass cover for the time of year with a high percentage of weeds in the surface. There was surface compaction in the pitch which should be addressed by increasing the aeration and decompaction programme. There were divots in the playing surface which need to be repaired prior to summer as these hollows could cause a nasty injury if left. Chain harrowing or surface grooming would improve this issue. The Google Earth image dated May 2020 shows there is a drainage system in the pitch, but further investigation would be needed to see if this was working.</p> <p>Recs:</p> <ul style="list-style-type: none"> • Increased aeration and decompaction • Deep slitting • Surface grooming • Chain harrowing • Controlled release fertiliser • Selective herbicide application • Training • End of season renovations. 	Standard
1035	HORSPATH SPORTS GROUND 13	Horspath Recreation Ground / Oxford Harlequins RFC Pitch 2	North (South Oxfordshire)	M1/D0	<p>Pitch 1 - This pitch receives the majority of the maintenance so is graded higher than the others. Training needs to be moved around the site to spread the wear as the are worn areas under the lights nearest to the changing rooms on this pitch. These areas are compacted with less grass cover.</p> <p>Pitch 3 - The increased weeds and lack of maintenance on this pitch has given it a PQS score of BASIC.</p> <p>Recs:</p>	Standard
189	HORSPATH SPORTS GROUND 12	Horspath Recreation Ground / Oxford Harlequins RFC Pitch 1	North (South Oxfordshire)	M1/D0	<p>Decompaction and aeration aids better penetration of water, oxygen and fertiliser straight to rootzone and improves soil structure and rooting capacity. Vertical tine aeration (Deep spiking) Continue to use a vertical action machine equipped with 18- 24mm solid tines, at correct spacings to the maximum achievable depth. By using a vertical tine machine on the surface at least twice a year any compaction would lessen, and deeper rooting of the grass plant would be possible. The machine can also apply heave to the tine which if performed at the correct time of year will fissure the ground underneath the surface and allow more air spaces for roots to develop and for rainfall to pass through quicker. Contractor must assess the site prior to deep spiking. To maintain the drainage and rainfall percolation rates through the soil profile the aeration and decompaction programme should be increased. Slitting, although useful on its own, works in perfect partnership with any decompaction works that are undertaken. Decompaction and aeration needs to be</p>	Standard
1036	HORSPATH SPORTS GROUND 14	Horspath Recreation Ground / Oxford	North (South Oxfordshire)	M1/D0		Standard

Pitch Ref No.	Pitch Name	Also known as	Sub-area	Agreed pitch quality	GMA pitch comments and recommendations	Quality of ancillary facilities
		Harlequins RFC Pitch 3			<p>done at different depths to stop hard soil pans forming in the profile. Overtime, the playing surface can become capped through use of machinery and play so the deep slitter is the perfect tool to keep the top of that soil profile open and give access to those deeper tine holes. This will improve plant health and root growth through gaseous exchange and nutrient uptake. Recommend to action this roughly every 2 to 4 weeks during the playing season. Although this is currently used on Pitch 1, experience has shown that applications of a controlled release product in the spring once growth commences and again in autumn prior to the wet weather is best value for money and if possible should be used on all pitches. For example giving 20% immediate availability of nutrients and the remainder over 4-5 months offers the best combination of value and result. This type of fertiliser provides a slow “drip” feed of nutrient avoiding excessive soft top growth susceptible to disease, encourages root and shoot development and avoids the common difficulty of increasing mowing regimes to keep up with the pace of growth even if only for a confined time period. Approx 10 x 20kg bags per pitch per application. An additional application of a conventional granular fertiliser in early spring may be required. If finances allow, conduct a full end of season renovation of the pitch. This can be tailored to the club’s budget but should include: Overseeding (with disc seeder) with the desired ryegrass sports seed mix – using a 3 or 4-way rye grass mix, drill in three directions, 10-12 bags per pitch. To ensure the pitches have the required rainfall for germination this can be done earlier in the spring as long as soil conditions are correct or in the early autumn. Hand seeding can be done to any areas that require it towards the end of the season. Vertical tine aeration to a depth of approximately 250mm-350mm if possible with 18-24mm solid tines. Top dressing with a minimum of 60 tonnes per adult pitch, ideally 80 tonnes per pitch using a suitable sports sand dressing. An 80/20, sports sand/rootzone mix can be used within the high wear areas for added binding strength. Brush the area to work the sand into the open tine holes. There are some weeds in the playing surfaces (mainly pitches 2 and 3) and these need to be treated with a selective herbicide application. Selective herbicide should be applied by a fully qualified professional with the appropriate equipment and paperwork. This should be done when the grass is growing strongly. It should not be applied any sooner than 6-8 weeks after seeding (refer to product label) Typically mowing should not take place for 3 days before and 3 days after application. (Do not apply in drought conditions it may damage the turf and will not treat weeds effectively) Selective herbicides should be sprayed in the dry with little to no wind. Most selective herbicides are rain fast within 24 hours of application. If rain falls prior to this it could affect the success of weed control. To carry out the maintenance specified above, we recommend the following equipment to carry out the activities. • 20 – 40 Hp depending on attachments to be used and lift capacity required • Turf tread tyres • ROPS • PTO</p>	
154	HENLEY RUGBY CLUB 2	Pitch 5	South (South Oxfordshire)	M0/D0	It is very important to move training around all the site to spread the wear. If training is performed in the same areas grass cover will disappear and these areas will become compacted and will not allow rainfall to	Standard

Pitch Ref No.	Pitch Name	Also known as	Sub-area	Agreed pitch quality	GMA pitch comments and recommendations	Quality of ancillary facilities
155	HENLEY RUGBY CLUB 3	Pitch 3	South (South Oxfordshire)	M0/D0	percolate through the soil quickly. In-goal areas and training grids away from the match playing surfaces can be used to reduce the damage on high wear areas.	Standard
156	HENLEY RUGBY CLUB 4	Pitch 4	South (South Oxfordshire)	M0/D0	Recs: Although there are very few weeds in the playing surfaces the pitches need to be treated annually with a selective herbicide application to maintain this standard. Selective herbicide should be applied by a fully qualified professional with the appropriate equipment and paperwork. This should be done when the grass is growing strongly. It should not be applied any sooner than 6-8 weeks after seeding (refer to product label) Typically mowing should not take place for 3 days before and 3 days after application. (Do not apply in drought conditions it may damage the turf and will not treat weeds effectively) Selective herbicides should be sprayed in the dry with little to no wind. Most selective herbicides are rain fast within 24 hours of application. If rain falls prior to this it could affect the success of weed control. Decompaction and aeration aids better penetration of water, oxygen and fertiliser straight to rootzone and improves soil structure and rooting capacity. Vertical tine aeration (Deep spiking) Use a vertical action machine equipped with 18-24mm solid tines, at correct spacings to the maximum achievable depth. By using a vertical tine machine on the surface at least twice a year any compaction would lessen, and deeper rooting of the grass plant would be possible. The machine can also apply heave to the tine which if performed at the correct time of year will fissure the ground underneath the surface and allow more air spaces for roots to develop and for rainfall to pass through quicker. Contractor must assess the site prior to deep spiking. Carry out this task on other pitches as well as the main pitch if possible. Controlled release fertiliser. Unless a recommended fertiliser programme has already been implemented, experience has shown that applications of a controlled release product in the spring once growth commences and again in autumn prior to the wet weather is best value for money. For example giving 20% immediate availability of nutrients and the remainder over 4-5 months offers the best combination of value and result. This type of fertiliser provides a slow "drip" feed of nutrient avoiding excessive soft top growth susceptible to disease, encourages root and shoot development and avoids the common difficulty of increasing mowing regimes to keep up with the pace of growth even if only for a confined time period. Approx 10 x 20kg bags per pitch per application. An additional application of a conventional granular fertiliser in early spring may be required if necessary. If possible, applications of fertiliser on pitches 2, 3, 4, and 5 are required to improve grass plant health. To maintain the drainage and rainfall percolation rates through the soil profile the aeration and decompaction programme should be increased. Slitting, although useful on its own, works in perfect partnership with any decompaction works that are undertaken. Decompaction and aeration needs to be done at different depths to stop hard soil pans forming in the profile. Overtime, the playing surface can become capped through use of machinery and play so the deep splitter is the perfect tool to keep the top of that soil profile open and give access to those deeper tine holes. This will improve plant health and root growth through gaseous exchange and	Standard
168	HENLEY RUGBY CLUB 16	Pitch 1	South (South Oxfordshire)	M1/D0		Standard
169	HENLEY RUGBY CLUB 17	Pitch 2	South (South Oxfordshire)	M0/D0		Standard

Pitch Ref No.	Pitch Name	Also known as	Sub-area	Agreed pitch quality	GMA pitch comments and recommendations	Quality of ancillary facilities
					<p>nutrient uptake. Recommend to action this roughly every 2 to 4 weeks during the playing season. Extend this procedure to pitches 2, 3, 4 and 5 if possible. If available time allows, continue using a combination grooming tool to brush and aerate the pitches prior to mowing would be desirable. As the growing season slows and cutting becomes less frequent if ground conditions are suitable weekly use of the surface slitter and brush attachments will help to remove worm casts, improve surface drainage and air flow around the grass plant minimising the risk of disease and improving recovery, this will also help to reinstate the surface after play without the need for rolling either with the grooming roller or roller mower, use of these would contribute to further compaction which is not desirable. This attachment normally has 4 independently worked pieces of equipment. An aerator, brush, rake and firming roller. During the winter when the conditions are not correct for cutting or the grass has stopped growing this could be used to aerate, rake in divots and brush the grass to put a stripe on the pitch in one pass. If finances allow, conduct a full end of season renovation of pitches 1 and 2. This can be tailored to the club's budget but should include:</p> <p>Overseeding (with disc seeder) with the desired ryegrass sports seed mix – using a 3 or 4-way rye grass mix, drill in three directions, 10-12 bags per pitch. To ensure the pitches have the required rainfall for germination this can be done earlier in the spring as long as soil conditions are correct or in the early autumn. Hand seeding can be done to any areas that require it towards the end of the season. Vertical tine aeration to a depth of approximately 250mm-350mm if possible with 18-24mm solid tines. Top dressing with a minimum of 60 tonnes per adult pitch, ideally 80 tonnes per pitch using a suitable sports sand dressing. An 80/20, sports sand/rootzone mix can be used within the high wear areas for added binding strength. Brush the area to work the sand into the open tiny holes.</p>	
311	ROSE HILL 1	Reading Abbey RFC 3	South (South Oxfordshire)	M1/D0	<p>It is very important to move training around all the site to spread the wear. If training is performed in the same areas grass cover will disappear and these areas will become compacted and will not allow rainfall to percolate through the soil quickly. In-goal areas and training grids away from the match playing surfaces can be used to reduce the damage on high wear areas.</p> <p>Recs:</p> <p>Decompaction and aeration aids better penetration of water, oxygen and fertiliser straight to rootzone and improves soil structure and rooting capacity. Vertical tine aeration (Deep spiking). Use a vertical action machine equipped with 18-24mm solid tines, at correct spacings to the maximum achievable depth. By using a vertical tine machine on the surface at least twice a year any compaction would lessen, and deeper rooting of the grass plant would be possible. The machine can also apply heave to the tine which if performed at the correct time of year will fissure the ground underneath the surface and allow more air spaces for roots to develop and for rainfall to pass through quicker. Operator must assess the site prior to deep spiking.</p> <p>To maintain the drainage and rainfall percolation rates through the soil profile the aeration and</p>	Standard
312	ROSE HILL 2	Reading Abbey RFC 2	South (South Oxfordshire)	M1/D0		Standard
313	ROSE HILL 3	Reading Abbey RFC 5	South (South Oxfordshire)	M1/D0		Standard
314	ROSE HILL 4	Reading Abbey RFC 6	South (South Oxfordshire)	M1/D0		Standard
315	ROSE HILL 5	Reading Abbey RFC 1	South (South Oxfordshire)	M1/D0		Standard

Pitch Ref No.	Pitch Name	Also known as	Sub-area	Agreed pitch quality	GMA pitch comments and recommendations	Quality of ancillary facilities
316	ROSE HILL 6	Reading Abbey RFC 4	South (South Oxfordshire)	M1/D0	<p>decompaction programme should be increased. Slitting, although useful on its own, works in perfect partnership with any decompaction works that are undertaken. Decompaction and aeration needs to be done at different depths to stop hard soil pans forming in the profile. Overtime, the playing surface can become capped through use of machinery and play so the deep slitter is the perfect tool to keep the top of that soil profile open and give access to those deeper tine holes. This will improve plant health and root growth through gaseous exchange and nutrient uptake. Recommend to action this roughly every 2 to 4 weeks during the playing season.</p> <p>Unless a recommended fertiliser programme has already been implemented, experience has shown that applications of a controlled release product in the spring once growth commences and again in autumn prior to the wet weather is best value for money. For example giving 20% immediate availability of nutrients and the remainder over 4-5 months offers the best combination of value and result. This type of fertiliser provides a slow “drip” feed of nutrient avoiding excessive soft top growth susceptible to disease, encourages root and shoot development and avoids the common difficulty of increasing mowing regimes to keep up with the pace of growth even if only for a confined time period. Approx 10 x 20kg bags per pitch per application. An additional application of a conventional granular fertiliser in early spring may be required. If finances allow, conduct a full end of season renovation of the pitch. This can be tailored to the club’s budget but should include: Overseeding (with disc seeder) with the desired ryegrass sports seed mix – using a 3 or 4-way rye grass mix, drill in three directions, 10-12 bags per pitch. To ensure the pitches have the required rainfall for germination this can be done earlier in the spring as long as soil conditions are correct or in the early autumn. Hand seeding can be done to any areas that require it towards the end of the season. Vertical tine aeration to a depth of approximately 250mm-350mm if possible with 18-24mm solid tines. Top dressing with a minimum of 60 tonnes per adult pitch, ideally 80 tonnes per pitch using a suitable sports sand dressing. An 80/20, sports sand/rootzone mix can be used within the high wear areas for added binding strength. Brush the area to work the sand into the open tine holes.</p> <p>To carry out the maintenance specified above, we recommend the following equipment to carry out the activities. • Tractor mounted. • Working width approx 1800mm but needs to be wider than the tractor</p>	Standard
471	WALLINGFORD SPORTS PARK 7	Wallingford RFC Pitch 6 Junior 2	West (South Oxfordshire)	M0/D0	<p>It is very important to move training around all the site to spread the wear. If training is performed in the same areas grass cover will disappear and these areas will become compacted and will not allow rainfall to percolate through the soil quickly. In-goal areas and training grids away from the match playing surfaces can be used to reduce the damage on high wear areas.</p> <p>Recs:</p> <p>Slightly raising the height of cut will help to improve the grass cover on these pitches. It will protect the grass plants and help to increase the root depths which will mean the pitches recover quicker after training and matches. Pitches should be maintained at a height between 40-50mm during the growing season and</p>	Standard
472	WALLINGFORD SPORTS PARK 8	Wallingford RFC Pitch 5 Junior 3	West (South Oxfordshire)	M0/D0		Standard
473	WALLINGFORD SPORTS PARK 9	Wallingford RFC Pitch 4 Junior 4	West (South Oxfordshire)	M0/D0		Standard

Pitch Ref No.	Pitch Name	Also known as	Sub-area	Agreed pitch quality	GMA pitch comments and recommendations	Quality of ancillary facilities
474	WALLINGFORD SPORTS PARK 10	Wallingford RFC Main Pitch 1	West (South Oxfordshire)	M1/D1	increased to between 40-70mm during the autumn and winter months. This is dependent on the type of surface and the standard of play. There are exceptions to this such as during drought periods, height of cut should be increased to reduce stress on the plant and cutting avoided all together if growth has ceased and also if the site is a shared facility with other sports. In this situation, compromises in heights of cut may be required. To minimise build-up of surface debris careful consideration should be given as to the conditions in which mowing takes place. Quality of cut will be maximised if cutting can take place when the grass leaf is dry, however cutting should not take during the heat of a warm day as this will cause stress to the turf. Use of brushes/spring harrows will help to disperse surface debris after cutting so this is another potential option. Decompaction and aeration aids better penetration of water, air and fertiliser straight to rootzone and improves soil structure and rooting capacity. Vertical tine aeration (Deep spiking) Use a vertical action machine equipped with 18-24mm solid tines, at correct spacings to the maximum achievable depth. By using a vertical tine machine on the surface at least twice a year any compaction would lessen, and deeper rooting of the grass plant would be possible. The machine can also apply heave to the tine which if performed at the correct time of year will fissure the ground underneath the surface and allow more air spaces for roots to develop and for rainfall to pass through quicker. Contractor must assess the site prior to deep spiking. This machine will help to break up the sand layer on Pitch 3 (J1) which currently is causing a root break at 70mm which is contributing to the loss of grass cover. Although only recommended for pitches 1, 2 and 3, the others should receive some fertiliser to help to encourage healthy grass plants. Controlled release fertiliser. Unless a recommended fertiliser programme has already been implemented, experience has shown that applications of a controlled release product in the spring once growth commences and again in autumn prior to the wet weather is best value for money. For example giving 20% immediate availability of nutrients and the remainder over 4-5 months offers the best combination of value and result. This type of fertiliser provides a slow "drip" feed of nutrient avoiding excessive soft top growth susceptible to disease, encourages root and shoot development and avoids the common difficulty of increasing mowing regimes to keep up with the pace of growth even if only for a confined time period. Approx 10 x 20kg bags per pitch per application. An additional application of a conventional granular fertiliser in early spring may be required if necessary. Surface grooming. If available time allows, continue using the combination grooming tool to brush and aerate the pitches. As the growing season slows and cutting becomes less frequent if ground conditions are suitable weekly use of the surface slitter and brush attachments will help to remove worm casts, improve surface drainage and air flow around the grass plant minimising the risk of disease and improving recovery, this will also help to reinstate the surface after play without the need for rolling either with the grooming roller or roller mower, use of these would contribute to further compaction which is not desirable. This attachment normally has 4 independently worked pieces of equipment. An aerator, brush, rake and firming roller. During the winter when the conditions are not correct for cutting or the grass has stopped growing this could be used to aerate, rake in divots and brush	Standard
475	WALLINGFORD SPORTS PARK 11	Wallingford RFC Pitch 3 Junior 1	West (South Oxfordshire)	M0/D1		Standard
1032	WALLINGFORD SPORTS PARK 12	Wallingford RFC Pitch 2 Training	West (South Oxfordshire)	M1/D1		Standard

Pitch Ref No.	Pitch Name	Also known as	Sub-area	Agreed pitch quality	GMA pitch comments and recommendations	Quality of ancillary facilities
					<p>the grass to put a stripe on the pitch in one pass. Selective herbicide should be applied by a fully qualified professional with the appropriate equipment and paperwork. This should be done when the grass is growing strongly. It should not be applied any sooner than 6-8 weeks after seeding (refer to product label) Typically mowing should not take place for 3 days before and 3 days after application. (Do not apply in drought conditions it may damage the turf and will not treat weeds effectively) Selective herbicides should be sprayed in the dry with little to no wind. Most selective herbicides are rain fast within 24 hours of application. If rain falls prior to this it could affect the success of weed control. If finances allow, conduct a full end of season renovation of the pitches. This can be tailored to the club's budget but should include: Overseeding (with disc seeder) with the desired ryegrass sports seed mix – using a 3 or 4-way rye grass mix, drill in three directions, 10-12 bags per pitch. To ensure the pitches have the required rainfall for germination this can be done earlier in the spring as long as soil conditions are correct or in the early autumn. Hand seeding can be done to any areas that require it towards the end of the season. Vertical tine aeration to a depth of approximately 250mm-350mm if possible with 18-24mm solid tines. Top dressing with a minimum of 60 tonnes per adult pitch, ideally 80 tonnes per pitch using a suitable sports sand dressing. An 80/20, sports sand/rootzone mix can be used within the high wear areas for added binding strength. Brush the area to work the sand into the open tine holes. This is recommended on pitches 1, 2 and 3 as these are used more so require more remedial work but may be necessary on other pitches as play and training is moved around the site. Upon completion of the end of season renovations, the pitches require long enough for the grass plants to become established before being brought back into use again. This is a perfect chance to use the other pitches as floodlights are not required. To maintain the drainage and rainfall percolation rates through the soil profile the aeration and decompaction programme should be increased. Slitting, although useful on its own, works in perfect partnership with any decompaction works that are undertaken. Decompaction and aeration needs to be done at different depths to stop hard soil pans forming in the profile. Overtime, the playing surface can become capped through use of machinery and play so the deep slitter is the perfect tool to keep the top of that soil profile open and give access to those deeper tine holes. This will improve plant health and root growth through gaseous exchange and nutrient uptake. Recommend to action this roughly every 2 to 4 weeks during the playing season. To help the club increase the aeration and decompaction programme a deep slitter is required. This will also increase root depths and help with rainfall percolation.</p>	

n) Quality Audit Site Visit Notes

N.B.

The following table presents the notes from site visits / audits. They should be read with this in mind as the notes are a record of dictated notes on-site transcribed in Word. They may therefore contain typos and grammatical errors.

Site Name	Sub-area	Site visit notes
CHINNOR RUGBY CLUB	East (South Oxfordshire)	Chinnor Rugby club in Thame large rugby club site. New clubhouse, good quality, very big car park. OK could do with resurfacing. First team pitch is good quality with barriers and lighting. Spectator seating. Although makeshift (someone knows a scaffolder) and rundown. First team floodlit pitch. Slightly uneven, but grass coverage is good. Also, three other senior rugby pitches on site, two of which are floodlit and the third one has training lights over just part of the pitch. There's a slight slope on all the pitches, the grass coverage is poor on the pitch where there are training lights. The 2nd and the third senior pitches have better grass coverage, so they could be standard quality. So that means 1 good pitch, 2 standard pitches and 1 poor pitch. Through the hedge line are the junior and mini rugby pitches 10 pitches in total. One Junior Rugby pitch has posts up but the rest do not. This area has no floodlights, not weeded or fertilised, poor quality grass and quite uneven. Not really a playing field site at the back. All the grass coverage is poor and it hasn't been maintained properly, but there are nine mini rugby pitches. No posts, only the junior rugby pitch has posts with line markings. The rest of the pitches are marked out but were on undulating, poor grass coverage, no fertiliser, etc. And oddly, there's a fenced off area in the centre of this area with two mini rugby pitches in. Overall, rugby club has 9 mini rugby one junior rugby. Four adult rugby, 3 of which are floodlit. Also at Chinnor Rugby Club, 2 marquees next to Clubhouse, one with a gym in 25 station gym. With ventilators and being used when I was there. Also next door is a big marquee with bar and wedding venue hire I expect.
LORD WILLIAMS'S ACADEMY (UPPER SCHOOL)	East (South Oxfordshire)	Lord Williams Upper School in Thame. Playing fields are next to Thame Leisure Centre. Down the hill is a senior rugby pitch, flat, good quality, post up, line marking good but boggy under foot. Drainage could be poor. Next to rugby pitch is gridded training area, which was boggy under foot too.
HOLTON PLAYING FIELDS	North (South Oxfordshire)	Holton playing fields Wheatley Rugby Club. Small car park gated, no dog walking sign but you can walk onto it. One senior rugby pitch, slight slope across site but generally it's OK. Grass coverage is good but the site slopes down on the far side. Also 2x large marked out rectangular areas, maybe training squares but could be mini rugby area. Training lights by the clubhouse overlooking one grided area, very muddy and overused.
THE PARK SPORTS CENTRE (WHEATLEY)	North (South Oxfordshire)	Parked in the car park at the sixth form and walked across this grass area to get to Park Sports Centre - no pitches marked out.
HORSPATH SPORTS GROUND 13	North (South Oxfordshire)	Horspath Sports Ground has athletics and Oxford Harlequins RFC. Massive carpark and then there's a gated bit leading to the rugby club. There are three senior rugby pitches with posts up. One of those three pitches has floodlights. The first team senior pitch has fencing, very high quality pitch. The other two senior rugby pitches are moderately sloped and a bit bumpy. In addition to three senior rugby pitches, there are also two mini rugby pitches and six junior rugby pitches. Junior pitches look better quality than the senior pitches and slightly less sloped, less bumpy area. Nicely marked out, nicely kept, junior pitches could be good quality. Still at Oxford Harlequins RFC, in addition to the pitches mentioned before, there are also three junior rugby pitches. One of them is in the outfield of softball netted area, and there's a pitcher throwing mound. And then the other two junior pitches have blue markings over them. I don't know what the blue markings are. I can't tell. They've got 4 lines of blue marking and then crosses at five metre points, so it must be a training area. They've got training lights as well, and it's next to the first team pitch, so I think it is training. Area

Site Name	Sub-area	Site visit notes
		<p>has adequate grass coverage and these three junior rugby pitches are standard quality with some slopes and bumps on these pitches. Line markings etc are fine.</p> <p>So in total there are 3 senior, 9 junior (two of these juniors are overmarked with blue lines for training with lights) and 2 mini rugby pitches.</p>
HORSPATH SPORTS GROUND	North (South Oxfordshire)	<p>Horspath Sports Ground has athletics and Oxford Harlequins RFC. Massive carpark and then there's a gated bit leading to the rugby club. There are three senior rugby pitches with posts up. One of those three pitches has floodlights. The first team senior pitch has fencing, very high quality pitch. The other two senior rugby pitches are moderately sloped and a bit bumpy. In addition to three senior rugby pitches, there are also two mini rugby pitches and six junior rugby pitches. Junior pitches look better quality than the senior pitches and slightly less sloped, less bumpy area. Nicely marked out, nicely kept, junior pitches could be good quality.</p> <p>Still at Oxford Harlequins RFC, in addition to the pitches mentioned before, there are also three junior rugby pitches. One of them is in the outfield of softball netted area, and there's a pitcher throwing mound. And then the other two junior pitches have blue markings over them. I don't know what the blue markings are. I can't tell. They've got 4 lines of blue marking and then crosses at five metre points, so it must be a training area. They've got training lights as well, and it's next to the first team pitch, so I think it is training. Area has adequate grass coverage and these three junior rugby pitches are standard quality with some slopes and bumps on these pitches. Line markings etc are fine.</p> <p>Oxford Harlequins 3G AGP pitch is excellent, surely has shock pads as it has rugby line markings, posts and fencing, but It's also got football goals for 5-a-side but surface is absolutely immaculate, a fairly new full-size 3G rugby compliant pitch with floodlights.</p> <p>So in total there are 3 senior, 9 junior (two of these juniors are overmarked with blue lines for training with lights) and 2 mini rugby pitches.</p>
HENLEY RUGBY CLUB	South (South Oxfordshire)	<p>Henley Rugby club. Single senior grass rugby pitch site with spectator seating and perimeter fencing, hard standing etc. Good quality floodlights. Public car park next door. Secure fencing all around. Very secure, good quality pitch and site. Within its own fencing but on the same site is a long pile 'Invesco 4G Turf' AGP used for rugby training (and there's two 9v9 football pitches marked out with football goals for training on the AGP). Very secure facility. Good quality. Building next door for community use with changing and separate rugby club clubhouse with reception to service club shop and tickets for first team matches, all high quality.</p> <p>Over the road from Henley Rugby Club is Fawley Meadows Henley. Large Meadow site. Private sign secure. Gated driveway but unlocks during pitch use. Four senior rugby pitches, all with posts and line markings. One senior rugby pitch at the top of site is good quality, slightly uneven but flat, and some holes in grass coverage. There are training lights around the whole of this pitch. Second senior pitch is moderately sloped with adequate grass coverage. It looks like none of these pitches have very good drainage. Third pitch is flat, adequate grass coverage and line markings are adequate. Fourth pitch. Flat, good quality, line markings are good and posts are good quality. So on this site, two senior rugby pitches are good quality, two is adequate because of potholes in grass coverage, and are sloped slightly. Also on this site, there are six mini rugby pitches, all on sloped areas with long grass, so they aren't really pitches. There are line markings, no posts or sloped and uneven ground with adequate grass coverage. No floodlights on this site, but training lights around whole pitch of the senior rugby pitch at top of site.</p> <p>Long pile 3G AGP used for rugby training and there's two 9v9 football pitches marked out with football goals for training. Very secure facility. Good quality. Building next door and rugby club clubhouse reception, all high quality.</p>
LANGTREE SCHOOL	South (South Oxfordshire)	<p>Langtree School has a rugby pitch senior marked out with posts. Adequate grass coverage but sloped moderately. Typical school pitch.</p>

Site Name	Sub-area	Site visit notes
ROSE HILL	South (South Oxfordshire)	Abbey Reading Rugby club outside Henley also known as Rose Hill. Adult senior rugby pitch first team pitch fencing. Good quality floodlights, flat, good grass coverage, even. Second senior rugby pitch with training lights over half of the pitch, has posts and line markings, also good quality even and flat with good grass coverage. In between those two pitches is a marked out junior rugby pitch with posts. Training lights are over this area too so must be training area and warm up area. It's over-used and has large muddy patches. A little area over marks the try line of the first team pitch but it doesn't count has an overmarked pitch. On the other side of the entrance road are 3 mini rugby pitches with line markings but no posts, moderately sloped with adequate grass coverage. Also, that side of road are 2 junior rugby pitches with posts and line markings, moderately sloped with adequate grass coverage. Pitches are not as well kept on this side of road. Clubhouse looks large, good quality. Everything they need, bar etc. Probably standard quality. Car park looks OK but some potholes and the entrance road is a single track. Accessing the site on a match day is probably slow-going.
WALLINGFORD SCHOOL	West (South Oxfordshire)	Wallingford School has 2 senior rugby pitches with posts and line markings that are faint. Moderate slope for one pitch, flatter on second pitch, but still uneven. Grass coverage OK. Posts OK. Standard quality pitches.
WALLINGFORD SPORTS PARK	West (South Oxfordshire)	To the north of the AGP, one senior and one junior rugby pitches, both posts up, floodlights and fencing for the First team senior pitch. The junior rugby pitch has floodlights on one side for training. Only pitch closest to the main clubhouse is floodlit. Then there's the northern area of the site with more rugby pitches, connected by a track which could drive down as it's got its own car park, which is big enough. There's one senior rugby pitch with fencing and floodlights. Good quality pitch. Another senior rugby pitch with no fence and is a little sloped and not as nice as the fenced off pitch – standard quality pitch. There's two further rugby pitches. So, 4 rugby pitches in total on this bit. Those haven't got pads on all the posts. And the lines aren't marked out as sharply. So I wonder if they're used (Wallingford Archery Club shoot over these 2 pitches according to Archery Club survey response), but the posts are up, so in total on this site you've got 6 rugby pitches.

o) Parking and Cycle Provision

Site Name	Sub-area	Appropriate level of car parking on-site	Cycle parking on-site	Cycle parking secure (lit, cctv, visible)	Number of cycle stands
CHINNOR RUGBY CLUB	East (South Oxfordshire)	Yes	Yes	Yes	2
LORD WILLIAMS'S ACADEMY (UPPER SCHOOL)	East (South Oxfordshire)	Yes	Yes	Yes	4
HOLTON PLAYING FIELDS	North (South Oxfordshire)	Yes	Yes	Yes	2
HORSPATH SPORTS GROUND 13	North (South Oxfordshire)	Yes	Yes	Yes	3
HORSPATH SPORTS GROUND	North (South Oxfordshire)	Yes	Yes	Yes	3
HENLEY RUGBY CLUB	South (South Oxfordshire)	Yes	Yes	Yes	2
LANGTREE SCHOOL	South (South Oxfordshire)	Yes	Yes	Yes	4
ROSE HILL	South (South Oxfordshire)	Yes	No	No	0

WALLINGFORD SCHOOL	West (South Oxfordshire)	Yes	Yes	Yes	2
WALLINGFORD SPORTS PARK	West (South Oxfordshire)	No	Yes	Yes	2

p) Other key issues

Site Name	Sub-area	Surface	Club / Other Name	Sport	Comments Source	Comments Club	Comments Pitch and Site
WALLINGFORD SPORTS PARK	West (South Oxfordshire)	Grass	Wallingford Sports Park Trust	Football, Rugby, Hockey, Tennis, Archery, Petanque	1. Wallingford Sports Park Trust 2. RFU	1. 8 clubs on-site, with c.2,200 members between them. Petanque has 60-70 alone. All clubs pay the same fees, equally.	1. Comments apply to all Sports Park pitches, grass and AGP. Sports Park Trust has charitable status. The Trust commissioned an FMG report on the way forward for the site in 2021, funded by Sport England. Report forwarded by the Trust for info. Business Plan for Trust / site also forwarded. The Trust gets a discount on rental and are fairly self-sufficient on funding supplemented by grants where available. Top pitches (north end of site) had improved drainage a few years ago. 2008 AGP resurfaced. 6 relatively new changing room at the clubhouse for rugby. Will soon get sports lighting improved to LED to reduce energy use. Clubs individually maintain pitches, apart from AGP. AGP also has football social / small-sided game / training on it as well as hockey. Hockey club would like an additional AGP (see HC comments on separate entry). Main hockey need if for match day capacity on Saturday. Preference for Trust is to have any new AGP n football training area. FMG did modelling on viability of a new, second, AGP. Football Foundation supports a 3G on the site. Understand that the new development site adjacent to the north of the site will see 2 new grass junior football pitches come forward for Trust site. Not enough parking especially on Saturdays. Parking is a key constraint on all clubs on-site. Sports Trust and clubs do use voluntary marshalls on particularly busy days but not always effective. Some parking in Fugro site adjacent and east of site. Fugro use some Sports Park parking weekdays so works for both parties.

Site Name	Sub-area	Surface	Club / Other Name	Sport	Comments Source	Comments Club	Comments Pitch and Site
							<p>Comments in survey response: Overall the state of the Sports Park is;</p> <ol style="list-style-type: none"> 1. We are short of pitch space and changing rooms to cope with increasing numbers at all ages and genders 2. Given the geographical restrictions on the Sports Park, we need more lighting, drainage and irrigation of our grass pitches as well as more artificial surfaces to give us more capacity – ie a 3G and another sand dressed AWP 3. We already have an established management and organisational structure in place. 4. However, we cannot raise the capital for this without external funding. 5. All this is set out in the Sport England sponsored, Dave Cove 2021 FMG report which I have already forwarded to Stuart Todd. <p>Attached is an extract from the current business plan for 22/23. those projects listed as current are all underway except: item 3 awaiting formal confirmation of landlord consent and due to start late February 2023 item 6 for which £30k secured £40k funding application under consideration and planning/landlord permission required. Start now late summer 2023. item 7 funding still required Of those items listed as short term: item 8 should be available for use January 2024 the remainder are still in the planning stage Those items listed a long term have yet to be progressed at all.</p> <p>Update from Trust in June 2023. All clubs have recognised the need for additional hockey AGP but also wish to retain existing Grass pitch provision.</p> <p>2. Main pitch (1st team pitch to south of Mill Brook) needs sports lighting. Train on pitch west of Archers which is floodlit.</p>

Site Name	Sub-area	Surface	Club / Other Name	Sport	Comments Source	Comments Club	Comments Pitch and Site
BOUNDARY PARK (HARWELL)	West (South Oxfordshire)	Grass	Boundary Park Trust, Didcot	Multi-sport. Football, rugby, cricket, running, cycling, netball. Tennis not a club.	1. Boundary Park Trust, Didcot 2. Didcot First and Didcot CC	<p>1. One rep from each club on Trust Board. Priorities - ensuring viability, s 106 negotiations, options to expand into Valley Park site and ensure Boundary Park is fit for purpose (not just pitches) as approaching capacity, and broadening role in community for other activities, not just sport, and not just formal club-based sport. Would like to run new Valley Park site but no formal agreement in place yet - only discussions to try to influence what is to be provided on site and in line with opportunities and what exists on Boundary Park site. No consultations by Trust on potential options / plans / vision for the future on Boundary Park and / or Valley Park opportunity. View that proposed Valley Park provision is not fit for purpose - provision of just grass pitches not the right fit for the town. Phase 1 delivery of Valley Park in the next 3 years -</p>	<p>1. Grass pitches at capacity. New pitches needed but could do things differently at Boundary Park - e.g. in aligning with Valley Park development, possible opportunities for 3G on one grass pitch at Boundary Park and moving football to Valley Park and keeping rugby and cricket at Boundary Park, allowing rugby club to have current football pitch to expand their capacity. Cycling could have 800m track around outside perimeter. Maintenance done by Trust within fence boundary. Tennis courts very well-used and always booked. Cycling track need for club members but also for learning / skills pathway. Netball club plays centrally - Oxford venue, but court well-used by them and back to netball - a little conflict in use with tennis. Storage and safeguarding issues - if child needs toilet, have to be accompanied by two adults to facilities over on main Boundary Park site in pavilion - not ideal and would like some facilities adjacent to netball and tennis courts.</p> <p>2. Didcot historically short of sports facilities. Ideally would see football moved from Boundary Park to Valley Park with rugby and cricket retained, with rugby compliant 3G at Boundary Park. Viability / capital a challenge at a new Valley Park when such high cost requirements for construction - e.g. drainage at Boundary Park high cost but blocked and road needed to be dug up to clear blockage. Opportunity for a 5km loop at Valley Park for park run, with honeypot to generate income (café)? The £45-50k from Council helps to maintain Boundary Park, but things like Festival held annually helps (contributes around £15-16k a year). Would like a café at Boundary Park.</p>

Site Name	Sub-area	Surface	Club / Other Name	Sport	Comments Source	Comments Club	Comments Pitch and Site
						pitches to be delivered in that phase. Short on time to get it right. Trust liaising with SODC, VotWH, Taylor Wimpey and Active Oxfordshire.	
CHINNOR RUGBY CLUB	East (South Oxfordshire)	Grass	Chinnor RFC	Rugby Union	RFU	Highest level club in PPS study areas (National League 1). Large club.	All club use across 4 pitches with posts (pitches 11-14 inclusive), three being floodlit (11-13). Other pitches not in club's control and only used for training. All other pitches (mostly used for juniors and mini) are on the Thame Showground. Ransom strip around cub pitches, club has freehold within it. 2 storey clubhouse. Thame showground informally used pitches in particularly poor condition after county show. Off-field facilities inc. changing key to grow the game. Will be significant benefit to girls game in particular.
HORSPATH SPORTS GROUND	North (South Oxfordshire)	AGP - 3G rubber crumb	Oxford Harlequins RFC	Rugby union	RFU	A lot of members from Oxford. Large club and growing.	3G is the main pitch and is managed by Oxfordshire City Council even though in SODC area. Referenced in Oxford City PPS. Club has lease for all rugby pitches on the site (3G plus 4 grass full size), changing and clubhouse. Leased from Oxford City Council. One grass pitch floodlit (south of 3G) (pitch 12). Used to be a cricket square south of 3G but no longer there. Oxford Utd FC training ground opposite on other side of Horspath Road. Related to Horspath in the study area. The OUFC training ground at the Sports Park is on the other side of the road to Horspath which no longer has any football pitches on it. The LA boundary is formed by the road. The Oxford PPS will include reference to the Sports Park site. On that site there is very little community use for clubs outside of the OUFC teams. This has an impact on community use in the area, with clubs promised use, but that capacity never being made available. Site has 6 3G cages, 2 x 7v7 3G pitches and 10 x grass pitches.
THE PARK SPORTS	North (South Oxfordshire)	Grass	Wheatley RFC	Rugby Union	RFU		Oxford Brookes Wheatley campus (not this site) has been sold for development. Possible s106 for redevelopment of changing rooms on the RFC site

Site Name	Sub-area	Surface	Club / Other Name	Sport	Comments Source	Comments Club	Comments Pitch and Site
CENTRE (WHEATLEY)							as a consequence. Changing rooms currently poor quality.
HENLEY RUGBY CLUB	South (South Oxfordshire)	Grass	Henley RFC	Rugby Union	RFU		Pitch 16 is the main 1st team pitch west of Marlow Road and floodlit. High quality. 60m x 40m 3G rugby compliant and also used for football. Rugby club controls its use. Train with mobile lights. 2 x training and mini / junior. Very wet due to proximity to the R. Thames. Two rugby pitches used by club at Henley College (Rotherfield) - 1 has always been rugby and middle pitch now changed to rugby. Good College / club links. Off-field facilities inc. changing key to grow the game. Will be significant benefit to girls game in particular.
ROSE HILL	South (South Oxfordshire)	Grass	Reading Abbey RFC	Rugby Union	RFU	Robust womens section. Affiliate to Berks RFU.	Use 5 pitches. Changing facilities improvements is the big project there. Enhancing maintenance of pitches likely need for pitches. Off-field facilities inc. changing key to grow the game. Will be significant benefit to girls game in particular.
WALLINGFORD SPORTS PARK	West (South Oxfordshire)	Grass	Wallingford RFC	Rugby Union	RFU	Large club.	Pitches 10 and 11 senior full size pitches. Others are junior / mini pitches (7-9 inclusive). Main pitch (1st team pitch to south of Mill Brook) needs sports lighting. Train on pitch west of Archers which is floodlit. Multi-sports site.

5. CAPACITY

q) Pitch Carrying Capacity (based on RFU Capacity Guidance)

Maintenance		Drainage	
Poor	M0	Natural (inadequate)	D0
Adequate / Standard	M1	Natural (adequate)	D1
Good	M2	Pipe Drained	D2
		Pipe and Slit Drained	D3

		Carrying capacity (RFU) (match sessions per week)
Senior Rugby Union	D0/M0	0.5
	D0/M1	1.5
	D0/M2	2
	D1/M0	1.5
	D1/M2	3
	D1/M1	2
	D2/M0	1.75
	D2/M1	2.5
	D2/M2	3.25
	D3/M0	2
	D3/M1	3
	D3/M2	3.5

For the purposes of analysis, the RFU recommends that “junior”, “mini / midi” and “senior” sized pitches with posts are all simply considered as a “pitch” with no need to reference size. Therefore, when considering pitch carrying capacity and demand on them, all should be considered within the context of the carrying capacities referenced above.

r) Carrying capacity community use

Pitch Ref No.	Pitch Name	Also known as	Settlement	Sub-area	Security of community use	Agreed pitch quality rugby	Carrying Capacity Senior Rugby
49	CHINNOR RUGBY CLUB 12	Pitch 1	THAME	East (South Oxfordshire)	Secure	M1/D0	1.5
50	CHINNOR RUGBY CLUB 13	Pitch 2	THAME	East (South Oxfordshire)	Secure	M1/D0	1.5
51	CHINNOR RUGBY CLUB 14	Pitch 3	THAME	East (South Oxfordshire)	Secure	M1/D0	1.5
39	CHINNOR RUGBY CLUB 2	Pitch 4	THAME	East (South Oxfordshire)	Unsecure	M1/D0	1.5
177	HOLTON PLAYING FIELDS 4	Wheatley RFC Main Pitch / Wheatley Playing Fields	OXFORD	North (South Oxfordshire)	Secure	M1/D1	2
1035	HORSPATH SPORTS GROUND 13	Horspath Recreation Ground / Oxford Harlequins RFC Pitch 2	OXFORD	North (South Oxfordshire)	Secure	M1/D0	1.5
189	HORSPATH SPORTS GROUND 12	Horspath Recreation Ground / Oxford Harlequins RFC Pitch 1	OXFORD	North (South Oxfordshire)	Secure	M1/D0	1.5
1036	HORSPATH SPORTS GROUND 14	Horspath Recreation Ground / Oxford Harlequins RFC Pitch 3	OXFORD	North (South Oxfordshire)	Secure	M1/D0	1.5
168	HENLEY RUGBY CLUB 16	Pitch 1	HENLEY-ON-THAMES	South (South Oxfordshire)	Secure	M1/D0	1.5
169	HENLEY RUGBY CLUB 17	Pitch 2	HENLEY-ON-THAMES	South (South Oxfordshire)	Secure	M0/D0	0.5
154	HENLEY RUGBY CLUB 2	Pitch 5	HENLEY-ON-THAMES	South (South Oxfordshire)	Secure	M0/D0	0.5
155	HENLEY RUGBY CLUB 3	Pitch 3	HENLEY-ON-THAMES	South (South Oxfordshire)	Secure	M0/D0	0.5
156	HENLEY RUGBY CLUB 4	Pitch 4	HENLEY-ON-THAMES	South (South Oxfordshire)	Secure	M0/D0	0.5
311	ROSE HILL 1	Reading Abbey RFC 3	READING	South (South Oxfordshire)	Secure	M1/D0	1.5
312	ROSE HILL 2	Reading Abbey RFC 2	READING	South (South Oxfordshire)	Secure	M1/D0	1.5
313	ROSE HILL 3	Reading Abbey RFC 5	READING	South (South Oxfordshire)	Secure	M1/D0	1.5

Pitch Ref No.	Pitch Name	Also known as	Settlement	Sub-area	Security of community use	Agreed pitch quality rugby	Carrying Capacity Senior Rugby
314	ROSE HILL 4	Reading Abbey RFC 6	READING	South (South Oxfordshire)	Secure	M1/D0	1.5
315	ROSE HILL 5	Reading Abbey RFC 1	READING	South (South Oxfordshire)	Secure	M1/D0	1.5
316	ROSE HILL 6	Reading Abbey RFC 4	READING	South (South Oxfordshire)	Secure	M1/D0	1.5
374	THE HENLEY COLLEGE - ROTHERFIELD CAMPUS GRASS PITC	Henley RFC training pitch	HENLEY-ON-THAMES	South (South Oxfordshire)	Unsecure	M1/D1	2
375	THE HENLEY COLLEGE - ROTHERFIELD CAMPUS GRASS PITC	Henley RFC training pitch	HENLEY-ON-THAMES	South (South Oxfordshire)	Unsecure	M1/D1	2
474	WALLINGFORD SPORTS PARK 10	Wallingford RFC Main Pitch 1	WALLINGFORD	West (South Oxfordshire)	Secure	M1/D1	2
475	WALLINGFORD SPORTS PARK 11	Wallingford RFC Pitch 3 Junior 1	WALLINGFORD	West (South Oxfordshire)	Secure	M0/D1	1.5
1032	WALLINGFORD SPORTS PARK 12	Wallingford RFC Pitch 2 Training	WALLINGFORD	West (South Oxfordshire)	Secure	M1/D1	2
471	WALLINGFORD SPORTS PARK 7	Wallingford RFC Pitch 6 Junior 2	WALLINGFORD	West (South Oxfordshire)	Secure	M0/D0	0.5
472	WALLINGFORD SPORTS PARK 8	Wallingford RFC Pitch 5 Junior 3	WALLINGFORD	West (South Oxfordshire)	Secure	M0/D0	0.5
473	WALLINGFORD SPORTS PARK 9	Wallingford RFC Pitch 4 Junior 4	WALLINGFORD	West (South Oxfordshire)	Secure	M0/D0	0.5

6. DEMAND

s) Pitches with Sports Lighting

Pitch Ref No.	Pitch Name	Site Name	Also known as	Sub-area	Pitch Size and Type	Surface	Sports lighting
48	CHINNOR RUGBY CLUB 11	CHINNOR RUGBY CLUB	Thame Showground 1	East (South Oxfordshire)	Senior rugby	Grass	Yes
49	CHINNOR RUGBY CLUB 12	CHINNOR RUGBY CLUB	Pitch 1	East (South Oxfordshire)	Senior rugby	Grass	Yes
50	CHINNOR RUGBY CLUB 13	CHINNOR RUGBY CLUB	Pitch 2	East (South Oxfordshire)	Senior rugby	Grass	Yes
51	CHINNOR RUGBY CLUB 14	CHINNOR RUGBY CLUB	Pitch 3	East (South Oxfordshire)	Senior rugby	Grass	Yes - half
181	HORSPATH SPORTS GROUND 4	HORSPATH SPORTS GROUND	Horspath Recreation Ground	North (South Oxfordshire)	AGP	AGP - 3G rubber crumb	Yes
189	HORSPATH SPORTS GROUND 12	HORSPATH SPORTS GROUND	Horspath Recreation Ground / Oxford Harlequins RFC Pitch 1	North (South Oxfordshire)	Senior rugby	Grass	Yes
153	HENLEY RUGBY CLUB 1	HENLEY RUGBY CLUB		South (South Oxfordshire)	AGP	AGP - 3G rubber crumb	Yes
168	HENLEY RUGBY CLUB 16	HENLEY RUGBY CLUB	Pitch 1	South (South Oxfordshire)	Senior rugby	Grass	Yes
311	ROSE HILL 1	ROSE HILL	Reading Abbey RFC 3	South (South Oxfordshire)	Junior rugby	Grass	Yes - training lights
315	ROSE HILL 5	ROSE HILL	Reading Abbey RFC 1	South (South Oxfordshire)	Senior rugby	Grass	Yes
475	WALLINGFORD SPORTS PARK 11	WALLINGFORD SPORTS PARK	Wallingford RFC Pitch 3 Junior 1	West (South Oxfordshire)	Senior rugby	Grass	Yes
1032	WALLINGFORD SPORTS PARK 12	WALLINGFORD SPORTS PARK	Wallingford RFC Pitch 2 Training	West (South Oxfordshire)	Senior rugby	Grass	Yes

t) Number of teams

Club Name	Team Type	Team Name	Club Total Numbers of Teams	Sub-area	U7-U13 Mixed	U14- U19 Boys	U14- U19 Girls	Adult Ladies	Adult Men	Total Number of Teams (Sub- area)
Chinnor RFC	Adult Ladies		22	East (South Oxfordshire)	8	5	3	1	5	22
	Adult Men	1st								
	Adult Men	2nd								
	Adult Men	3rd								
	Adult Men	Veterans								
	Adult Mixed	Touch								
	U10 Mixed									
	U11 Mixed									
	U12 Boys									
	U12 Girls									
	U13 Boys									
	U14 Boys									
	U14 Girls									
	U15 Boys									
	U16 Boys									
	U16 Girls									
	U18 Boys	A								
	U18 Boys	B								
	U18 Girls									
	U7 Mixed									
	U8 Mixed									
	U9 Mixed									
Oxford Brookes University RFC	Adult Ladies		6	North (South Oxfordshire)	8*	4	0	3	12	27*
	Adult Men	1st								
	Adult Men	2nd								
	Adult Men	3rd								
	Adult Men	4th								

Club Name	Team Type	Team Name	Club Total Numbers of Teams	Sub-area	U7-U13 Mixed	U14- U19 Boys	U14- U19 Girls	Adult Ladies	Adult Men	Total Number of Teams (Sub- area)
	Adult Men	5th								
Wheatley RFC	Adult Men	1st	3							
	Adult Men	2nd								
	Adult Men	Veterans								
Oxford Harlequins RFC	U10 Boys		17							
	U11 Boys									
	Adult Ladies	1st								
	Adult Men	1st								
	Adult Men	2nd								
	U13 Boys									
	U15 Boys									
	U16 Boys	Academy								
	Adult Ladies	2nd								
	Adult Men	3rd								
	Adult Men	Veterans								
	U12 Boys									
	U14 Boys									
	U16 Boys									
	U7 Boys									
	U8 Boys									
	U9 Boys									
Henley RFC	Adult Ladies		17	South (South Oxfordshire)	16	13	4	3	9	45
	U10 Boys									
	U11 Boys									
	Adult Men	1st								
	Adult Men	2nd								
	Adult Men	3rd								
	Adult Men	Veterans								

Club Name	Team Type	Team Name	Club Total Numbers of Teams	Sub-area	U7-U13 Mixed	U14- U19 Boys	U14- U19 Girls	Adult Ladies	Adult Men	Total Number of Teams (Sub- area)
	U12 Boys									
	U13 Boys									
	U14 Boys									
	U15 Boys									
	U16 Girls									
	U16 Boys									
	U18 Boys									
	U7 Boys									
	U8 Boys									
	U9 Boys									
Reading Abbey RFC	Adult Men	1st	28							
	Adult Men	2nd								
	Adult Men	3rd								
	Adult Men	Thundercats								
	Adult Men	U24								
	Adult Ladies	1st								
	U10 Boys									
	Adult Ladies	2nd								
	U11 Boys									
	U12 Boys									
	U12 Girls									
	U13 Boys									
	U13 Boys	B								
	U14 Boys									
	U14 Boys	Blue								
	U14 Boys	Green								
	U14 Girls									
	U15 Boys	A								

Club Name	Team Type	Team Name	Club Total Numbers of Teams	Sub-area	U7-U13 Mixed	U14- U19 Boys	U14- U19 Girls	Adult Ladies	Adult Men	Total Number of Teams (Sub- area)
	U15 Boys	B								
	U16 Boys	A								
	U16 Boys	B								
	U16 Girls									
	U17 Boys	A								
	U18 Boys									
	U18 Girls									
	U7 Boys									
	U8 Boys									
	U9 Boys									
Wallingford RFC	Adult Ladies		16	West (South Oxfordshire)	7	5	1	1	3	17
	Adult Men	1st								
	Adult Men	2nd								
	U19 Mixed Tag & Adult Men (Touch)	"3rds"								
	U10 Boys									
	U11 Boys									
	U12 Boys									
	U13 Boys									
	U14 Boys									
	U15 Boys									
	U15 Girls									
	U16 Boys									
	U18 Boys	SDS								
	U7 Boys									
	U8 Boys									
	U9 Boys									

*Figures include 1 x U6 team. Not recorded as formal team due to RFU age groupings.

	East	North	South	West	Totals	
U7-U13 Mixed	8	8*	16	7	39	
U14-U19 Boys	5	4	13	5	27	
U14-U19 Girls	3	0	4	1	8	
Adult Ladies	1	3	3	1	8	
Adult Men	5	12	9	3	29	
Totals	22	27	45	17	111	

u) Team / club names and home grounds

Sub-area	Pitch Name	Also known as	Club Name	Team Type	Team Name
East (South Oxfordshire)	CHINNOR RUGBY CLUB 12	Pitch 1	Chinnor RFC	Adult Men	Veterans
				Adult Men	1st
				Adult Ladies	1st
	CHINNOR RUGBY CLUB 13	Pitch 2	Chinnor RFC	Adult Men	2nd
				U18 Boys	A
				U18 Boys	B
	CHINNOR RUGBY CLUB 14	Pitch 3	Chinnor RFC	U12 Boys	
				U18 Girls	
				U16 Girls	
				U16 Boys	
				Adult Men	4th
				Adult Men	3rd
				Adult Mixed	Touch
				U15 Boys	
	CHINNOR RUGBY CLUB 2	Pitch 4	Chinnor RFC	U11 Mixed	
				U14 Girls	
				U7 Mixed	
				U10 Mixed	
				U13 Boys	
				U14 Boys	
				U9 Mixed	
				U8 Mixed	
				U12 Girls	
North (South Oxfordshire)	HOLTON PLAYING FIELDS 4	Wheatley RFC Main Pitch	Wheatley RFC	Adult Men	1st
				Adult Men	Veterans
				Adult Men	2nd
	HORSPATH SPORTS GROUND 14	Horspath Recreation Ground / Oxford Harlequins RFC Pitch 3	Oxford Brookes University RFC	Adult Men	
			Oxford Brookes University RFC	Adult Men	
				Adult Ladies	
				Adult Men	
			Oxford Harlequins RFC	U11 Boys	
				U9 Boys	
				U14 Boys	
				U12 Boys	

Sub-area	Pitch Name	Also known as	Club Name	Team Type	Team Name
	HORSPATH SPORTS GROUND 13	Horspath Recreation Ground / Oxford Harlequins RFC Pitch 2	Oxford Harlequins RFC	U10 Boys	
				U13 Boys	
			Oxford Brookes University RFC	Adult Men	
				Adult Men	
				Adult Men	
	HORSPATH SPORTS GROUND 12	Horspath Recreation Ground / Oxford Harlequins RFC Pitch 1	Oxford Harlequins RFC	U11 Boys	
				U15 Boys	
				Adult Ladies	2nd
				Adult Men	3rd
				U16 Boys	
				Adult Men	Veterans
				U7 Boys	
				U12 Boys	
	U8 Boys				
South (South Oxfordshire)	HENLEY RUGBY CLUB 16	Pitch 1	Henley RFC	Adult Men	1st
				Adult Men	2nd
	HENLEY RUGBY CLUB 17	Pitch 2		Adult Ladies	
				U16 Boys	
	HENLEY RUGBY CLUB 2	Pitch 5		U18 Boys	Colts
				Adult Men	3rd
				Adult Men	Veterans
				U9 Boys	
	HENLEY RUGBY CLUB 3	Pitch 3		U7 Boys	
				U13 Boys	
				U8 Boys	
				U12 Boys	
	HENLEY RUGBY CLUB 4	Pitch 4		U16 Girls	
				U15 Boys	
				U11 Boys	
				U10 Boys	
	ROSE HILL 2			Reading Abbey RFC	U14 Boys
			U7 Boys		
			U9 Boys		
			U10 Boys		
			U11 Boys		

Sub-area	Pitch Name	Also known as	Club Name	Team Type	Team Name	
				U8 Boys		
	ROSE HILL 3			U14 Girls		
				U15 Boys	B	
				U14 Boys		
				U12 Girls		
				U14 Boys	Blue	
				U15 Boys	A	
				U14 Boys	Green	
	ROSE HILL 4			U17 Boys	A	
				U18 Boys	Colts	
				U12 Boys		
				U13 Boys	B	
				U16 Boys	B	
				U13 Boys		
				U16 Boys	A	
	ROSE HILL 5			Adult Men	2nd	
				Adult Men	3rd	
				Adult Men	Thundercats	
				Adult Men	1st	
	ROSE HILL 6			Adult Men	U24	
				U18 Ladies		
				U16 Girls		
				Adult Ladies	2nd	
				Adult Ladies	1st	
West (South Oxfordshire)		WALLINGFORD SPORTS PARK 10	Wallingford RFC Main Pitch 1	Wallingford RFC	Adult Men	1st
		WALLINGFORD SPORTS PARK 7	Wallingford RFC Junior 2		Adult Men	2nd
	WALLINGFORD SPORTS PARK 8	Wallingford RFC Junior 3	Adult Ladies			
			U15 Girls			
			U16 Boys			
	U15 Boys					
	U12 Boys					
	U10 Boys					
	U11 Boys					
	U13 Boys					
U14 Boys						
			U7 Boys			

Sub-area	Pitch Name	Also known as	Club Name	Team Type	Team Name
	WALLINGFORD SPORTS PARK 9	Wallingford RFC Junior 4		Junior Special Needs	Tag Wolves
				Adult Mixed Tag and Touch	"3rds"
				U9 Boys	
				U8 Boys	

v) Distance Players Travel

Club Name	Site Name	Sub-area	Distance majority of players travel to home matches	Where do players live - settlement 1	Percentage of players living in settlement 1	Where do players live - settlement 2	Percentage of players living in settlement 2	Where do players live - settlement 3	Percentage of players living in settlement 3	Where do players live - settlement 4	Percentage of players living in settlement 4	Where do players live - settlement 5	Percentage of players living in settlement 5	Where do players live - settlement 6	Percentage of players living in settlement 6
Chinnor RFC	CHINNOR RUGBY CLUB	East (South Oxfordshire)	More than 2 miles	Thame	50	Haddenham	20	Oxford	5	Others	25				
Oxford Harlequins RFC	HORSPATH SPORTS GROUND	North (South Oxfordshire)	More than 5 miles	Oxford	50	Oxfordshire	50								
Wheatley RFC	HOLTON PLAYING FIELDS	North (South Oxfordshire)	More than 2 miles	Wheatley	65	Headington	15	Worminghall	10	Oakley	5	Cowley	10		
Henley RFC	HENLEY RUGBY CLUB	South (South Oxfordshire)	More than 2 miles												
Reading Abbey RFC	ROSE HILL	South (South Oxfordshire)	Less than 2 miles	Sonning Common	30	Caversham	20	Emmer Green	30	Tilehurst	10	Others	10		
Wallingford RFC	WALLINGFORD SPORTS PARK	West (South Oxfordshire)	More than 2 miles	Wallingford	30	Benson	20	Brightwell	10	Cholsey	15	Crowmarsh	5	Others	20

w) Demand community use (detail)

We have been asked, by the RFU, to record play (demand) only on pitches which have posts installed. Therefore, pitches and training grids without posts, used by some clubs out of necessity (as overflow pitches) to accommodate demand have not been considered in the figures below. Demand on those overflow pitches have been added to demand on pitches with goalposts.

Sub-area	Pitch Name	Also known as	Security of community use	Club Name	Team Type	Team Name	Match equivalents (MATCHES)	Match equivalents (TRAINING)	Match equivalents (OTHER)	Match equivalents (TOTAL)	Match equivalents for pitch (TOTAL)	Notes
East (South Oxfordshire)	CHINNOR RUGBY CLUB 12	Pitch 1	Secure	Chinnor RFC	Adult Men	Veterans	0.5	0		0.5	4.25	
			Secure	Chinnor RFC	Adult Men	2nd		1		1		
			Secure	Chinnor RFC	Adult Men	1st	0.5	1	0.25	1.75		
			Secure	Chinnor RFC	Adult Ladies	1st	0.5	0.5		1		
	CHINNOR RUGBY CLUB 13	Pitch 2	Secure	Chinnor RFC	Adult Mixed	Touch		0.1		0.1	3.35	For touch and tag, 0.125 match equivalents to be assumed given much less wear on pitch.
			Secure	Chinnor RFC	U16 Boys			0.5		0.5		
			Secure	Chinnor RFC	Adult Men	2nd	0.5	0	0.25	0.75		
			Secure	Chinnor RFC	U18 Boys	A	0.5	0.5		1		
			Secure	Chinnor RFC	U18 Boys	B	0.5	0.5		1		
	CHINNOR RUGBY CLUB 14	Pitch 3	Secure	Chinnor RFC	U14 Boys			0.5	0.25	0.75	9.35	
			Secure	Chinnor RFC	U13 Boys			0.5		0.5		

Sub-area	Pitch Name	Also known as	Security of community use	Club Name	Team Type	Team Name	Match equivalents (MATCHES)	Match equivalents (TRAINING)	Match equivalents (OTHER)	Match equivalents (TOTAL)	Match equivalents for pitch (TOTAL)	Notes
			Secure	Chinnor RFC	U12 Boys		0.25	0.5		0.75		
			Secure	Chinnor RFC	U14 Girls			0.5		0.5		
			Secure	Chinnor RFC	U18 Girls		0.5	0.5		1		
			Secure	Chinnor RFC	U12 Girls			0.5		0.5		
			Secure	Chinnor RFC	U16 Girls		0.5	0.5		1		
			Secure	Chinnor RFC	U16 Boys		0.5	0		0.5		
			Secure	Chinnor RFC	Adult Men	4th	0.5	1		1.75		
			Secure	Chinnor RFC	Adult Men	3rd	0.5	1		1.5		
			Secure	Chinnor RFC	Adult Mixed	Touch	0.1	0		0.1		For touch and tag, 0.125 match equivalents to be assumed given much less wear on pitch.
			Secure	Chinnor RFC	U15 Boys		0.5	0		0.5		
	CHINNOR RUGBY CLUB 2	Pitch 4	Unsecure	Chinnor RFC	U11 Mixed		0.5	0	0.25	0.75	5.375	
			Unsecure	Chinnor RFC	U14 Girls		0.5	0		0.5		
			Unsecure	Chinnor RFC	U7 Mixed		0.125	0		0.125		
			Unsecure	Chinnor RFC	U10 Mixed		0.5	0		0.5		

Sub-area	Pitch Name	Also known as	Security of community use	Club Name	Team Type	Team Name	Match equivalents (MATCHES)	Match equivalents (TRAINING)	Match equivalents (OTHER)	Match equivalents (TOTAL)	Match equivalents for pitch (TOTAL)	Notes
			Unsecure	Chinnor RFC	U13 Boys		0.5	0		0.5		
			Unsecure	Chinnor RFC	U14 Boys		0.5	0		0.5		
			Unsecure	Chinnor RFC	U15 Boys			0.5		0.5		
			Unsecure	Chinnor RFC	Adult Men	4th		1		1		
			Unsecure	Chinnor RFC	U9 Mixed		0.25	0		0.25		
			Unsecure	Chinnor RFC	U8 Mixed		0.25	0		0.25		
			Unsecure	Chinnor RFC	U12 Girls		0.5	0		0.5		
North (South Oxfordshire)	HOLTON PLAYING FIELDS 4	Wheatley RFC Main Pitch	Secure	Wheatley RFC	Adult Men	1st	0.5	0		0.5	4.5	
			Secure	Wheatley RFC	Adult Men	Veterans	0.5	0		0.5		
			Secure	Wheatley RFC	Adult Men	2nd	0.5	0		0.5		
			Secure	Wheatley RFC	Adult Men	Veterans		1		1		
			Secure	Wheatley RFC	Adult Men	2nd		1		1		
			Secure	Wheatley RFC	Adult Men	1st		1		1		

Sub-area	Pitch Name	Also known as	Security of community use	Club Name	Team Type	Team Name	Match equivalents (MATCHES)	Match equivalents (TRAINING)	Match equivalents (OTHER)	Match equivalents (TOTAL)	Match equivalents for pitch (TOTAL)	Notes
	HORSPATH SPORTS GROUND 14	Horspath Recreation Ground / Oxford Harlequins RFC Pitch 3	Secure	Oxford Brookes University RFC	Adult Men		0.5	1		1.5	9	
			Secure	Oxford Brookes University RFC	Adult Men		0.5	1		1.5		
			Secure	Oxford Brookes University RFC	Adult Ladies		0.5	1		1.5		
			Secure	Oxford Harlequins RFC	U12 Boys		0.25	0.375		0.625		Training for juniors playing on a Sunday is half a match equivalent divided by two as only training every other week with matches on the other week.
			Secure	Oxford Harlequins RFC	U11 Boys		0.25	0.375		0.625		Training for juniors playing on a Sunday is half a match equivalent divided by two as only training every other week with matches on the other week.
			Secure	Oxford Harlequins RFC	U9 Boys		0.125	0.375		0.5		Training for juniors playing on a Sunday is half a match equivalent divided by two as only training every other week with matches on the other week.
			Secure	Oxford Harlequins RFC	U14 Boys		0.5	0		0.5		

Sub-area	Pitch Name	Also known as	Security of community use	Club Name	Team Type	Team Name	Match equivalents (MATCHES)	Match equivalents (TRAINING)	Match equivalents (OTHER)	Match equivalents (TOTAL)	Match equivalents for pitch (TOTAL)	Notes
			Secure	Oxford Brookes University RFC	Adult Men		0.5	1		1.5		
			Secure	Oxford Harlequins RFC	U14 Boys			0.75		0.75		Training for juniors playing on a Sunday is half a match equivalent divided by two as only training every other week with matches on the other week.
	HORSPATH SPORTS GROUND 13	Horspath Recreation Ground / Oxford Harlequins RFC Pitch 2	Secure	Oxford Brookes University RLFC	Adult Men		0.5	0		0.5	6.125	
			Secure	Oxford Harlequins RFC	U15 Boys			0.75		0.75		Training for juniors playing on a Sunday is half a match equivalent divided by two as only training every other week with matches on the other week.
			Secure	Oxford Harlequins RFC	U13 Boys			0.75		0.75		Training for juniors playing on a Sunday is half a match equivalent divided by two as only training every other week with matches on the other week.
			Secure	Oxford Harlequins RFC	U13 Boys		0.5	0		0.5		
			Secure	Oxford Harlequins RFC	U10 Boys		0.25	0.375		0.625		Training for juniors playing on a Sunday is half a match equivalent divided by two as only training

Sub-area	Pitch Name	Also known as	Security of community use	Club Name	Team Type	Team Name	Match equivalents (MATCHES)	Match equivalents (TRAINING)	Match equivalents (OTHER)	Match equivalents (TOTAL)	Match equivalents for pitch (TOTAL)	Notes
												every other week with matches on the other week.
			Secure	Oxford Brookes University RFC	Adult Men		0.5	1		1.5		
			Secure	Oxford Brookes University RFC	Adult Men		0.5	1		1.5		
	HORSPATH SPORTS GROUND 12	Horspath Recreation Ground / Oxford Harlequins RFC Pitch 1	Secure	Oxford Harlequins RFC	U11 Boys		0.25	0		0.25	5.125	
			Secure	Oxford Harlequins RFC	U15 Boys		0.5	0		0.5		
			Secure	Oxford Harlequins RFC	Adult Ladies	2nd	0.5	0		0.5		
			Secure	Oxford Harlequins RFC	Adult Men	3rd	0.5	1		1.5		
			Secure	Oxford Harlequins RFC	U16 Boys		0.5	0.75		1.25		Training for juniors playing on a Sunday is half a match equivalent divided by two as only training every other week with matches on the other week.
			Secure	Oxford Harlequins RFC	Adult Men	Veterans	0.5	0		0.5		

Sub-area	Pitch Name	Also known as	Security of community use	Club Name	Team Type	Team Name	Match equivalents (MATCHES)	Match equivalents (TRAINING)	Match equivalents (OTHER)	Match equivalents (TOTAL)	Match equivalents for pitch (TOTAL)	Notes
			Secure	Oxford Harlequins RFC	U7 Boys		0.0625	0.0625		0.125		Training for juniors playing on a Sunday is half a match equivalent divided by two as only training every other week with matches on the other week.
			Secure	Oxford Harlequins RFC	U12 Boys		0.25	0		0.25		
			Secure	Oxford Harlequins RFC	U8 Boys		0.125	0.125		0.25		Training for juniors playing on a Sunday is half a match equivalent divided by two as only training every other week with matches on the other week.
South (South Oxfordshire)	HENLEY RUGBY CLUB 16	Pitch 1	Secure	Henley RFC	Adult Men	1st	0.5	0		0.5	3.5	
			Secure	Henley RFC	Adult Men	2nd	0.5	0		0.5		
			Secure	Henley RFC	Adult Ladies		0.5	1	1	2.5		
	HENLEY RUGBY CLUB 17	Pitch 2	Secure	Henley RFC	U16 Boys		0.5	0.25	1	1.75	4.25	Training for juniors playing on a Sunday is half a match equivalent divided by two as only training every other week with matches on the other week.

Sub-area	Pitch Name	Also known as	Security of community use	Club Name	Team Type	Team Name	Match equivalents (MATCHES)	Match equivalents (TRAINING)	Match equivalents (OTHER)	Match equivalents (TOTAL)	Match equivalents for pitch (TOTAL)	Notes
			Secure	Henley RFC	U18 Boys	Colts	0.5	0		0.5		
			Secure	Henley RFC	Adult Men	3rd	0.5	1		1.5		
			Secure	Henley RFC	Adult Men	Veterans	0.5	0		0.5		
	HENLEY RUGBY CLUB 2	Pitch 5	Secure	Henley RFC	U9 Boys		0.125	0.0625		0.1875	1.968	Training for juniors playing on a Sunday is half a match equivalent divided by two as only training every other week with matches on the other week.
			Secure	Henley RFC	U7 Boys		0.0625	0.03125		0.09375		Training for juniors playing on a Sunday is half a match equivalent divided by two as only training every other week with matches on the other week.
			Secure	Henley RFC	U13 Boys		0.5	0	1	1.5		
			Secure	Henley RFC	U8 Boys		0.125	0.0625		0.1875		Training for juniors playing on a Sunday is half a match equivalent divided by two as only training every other week with matches on the other week.
	HENLEY RUGBY CLUB 3	Pitch 3	Secure	Henley RFC	U12 Boys		0.25	0.125		0.375	2.125	Training for juniors playing on a Sunday is half a match equivalent

Sub-area	Pitch Name	Also known as	Security of community use	Club Name	Team Type	Team Name	Match equivalents (MATCHES)	Match equivalents (TRAINING)	Match equivalents (OTHER)	Match equivalents (TOTAL)	Match equivalents for pitch (TOTAL)	Notes
												divided by two as only training every other week with matches on the other week.
			Secure	Henley RFC	U16 Girls		0.5	0.25		0.75		Training for juniors playing on a Sunday is half a match equivalent divided by two as only training every other week with matches on the other week.
			Secure	Henley RFC	U15 Boys		0.5	0	0.5	1		
	HENLEY RUGBY CLUB 4	Pitch 4	Secure	Henley RFC	U11 Boys		0.25	0.125		0.375	1.75	Training for juniors playing on a Sunday is half a match equivalent divided by two as only training every other week with matches on the other week.
			Secure	Henley RFC	U10 Boys		0.25	0.125		0.375		Training for juniors playing on a Sunday is half a match equivalent divided by two as only training every other week with matches on the other week.
			Secure	Henley RFC	U14 Boys		0.5	0	0.5	1		
	ROSE HILL 1	Reading Abbey RFC	Secure	Reading Abbey RFC	U10 Boys			0.75		0.75	9.75	Training for juniors playing on a Sunday is half a match equivalent divided by two as only training every other week with matches on the other week.
			Secure	Reading Abbey RFC	U9 Boys			0.75		0.75		Training for juniors playing on a Sunday is half a match equivalent divided by two as only training

Sub-area	Pitch Name	Also known as	Security of community use	Club Name	Team Type	Team Name	Match equivalents (MATCHES)	Match equivalents (TRAINING)	Match equivalents (OTHER)	Match equivalents (TOTAL)	Match equivalents for pitch (TOTAL)	Notes
												every other week with matches on the other week.
			Secure	Reading Abbey RFC	U8 Boys			0.75		0.75		Training for juniors playing on a Sunday is half a match equivalent divided by two as only training every other week with matches on the other week.
			Secure	Reading Abbey RFC	U14 Boys			0.5		0.5		
			Secure	Reading Abbey RFC	U14 Girls			1		1		
			Secure	Reading Abbey RFC	U11 Boys			0.75		0.75		Training for juniors playing on a Sunday is half a match equivalent divided by two as only training every other week with matches on the other week.
			Secure	Reading Abbey RFC	U15 Boys	A		0.5		0.5		Training for juniors playing on a Sunday is half a match equivalent divided by two as only training every other week with matches on the other week.
			Secure	Reading Abbey RFC	U7 Boys			0.75		0.75		Training for juniors playing on a Sunday is half a match equivalent divided by two as only training

Sub-area	Pitch Name	Also known as	Security of community use	Club Name	Team Type	Team Name	Match equivalents (MATCHES)	Match equivalents (TRAINING)	Match equivalents (OTHER)	Match equivalents (TOTAL)	Match equivalents for pitch (TOTAL)	Notes
												every other week with matches on the other week.
			Secure	Reading Abbey RFC	U15 Boys	B		0.5		0.5		
			Secure	Reading Abbey RFC	U12 Boys			0.5		0.5		
			Secure	Reading Abbey RFC	U12 Girls			1		1		
			Secure	Reading Abbey RFC	U14 Boys	Green		0.5		0.5		
			Secure	Reading Abbey RFC	U13 Boys			0.5		0.5		
			Secure	Reading Abbey RFC	U14 Boys	Blue		0.5		0.5		
			Secure	Reading Abbey RFC	U13 Boys	B		0.5		0.5		
	ROSE HILL 2		Secure	Reading Abbey RFC	U7 Boys		0.125	0		0.125	1.625	
			Secure	Reading Abbey RFC	U9 Boys		0.25	0		0.25		
			Secure	Reading Abbey RFC	U10 Boys		0.5	0		0.5		
			Secure	Reading Abbey RFC	U11 Boys		0.5	0		0.5		
			Secure	Reading Abbey RFC	U8 Boys		0.25	0		0.25		

Sub-area	Pitch Name	Also known as	Security of community use	Club Name	Team Type	Team Name	Match equivalents (MATCHES)	Match equivalents (TRAINING)	Match equivalents (OTHER)	Match equivalents (TOTAL)	Match equivalents for pitch (TOTAL)	Notes
	ROSE HILL 3		Secure	Reading Abbey RFC	U14 Girls		0.5	0		0.5	3.25	
			Secure	Reading Abbey RFC	U15 Boys	B	0.5	0		0.5		
			Secure	Reading Abbey RFC	U14 Boys		0.5	0		0.5		
			Secure	Reading Abbey RFC	U12 Girls		0.25	0		0.25		
			Secure	Reading Abbey RFC	U14 Boys	Blue	0.5	0		0.5		
			Secure	Reading Abbey RFC	U15 Boys	A	0.5	0		0.5		
			Secure	Reading Abbey RFC	U14 Boys	Green	0.5	0		0.5		
	ROSE HILL 4		Secure	Reading Abbey RFC	U17 Boys	A	0.5	0		0.5	4.25	
			Secure	Reading Abbey RFC	U18 Boys	Colts	0.5	0		0.5		
			Secure	Reading Abbey RFC	U16 Girls			1		1		
			Secure	Reading Abbey RFC	U12 Boys		0.25	0		0.25		
			Secure	Reading Abbey RFC	U13 Boys	B	0.5	0		0.5		
			Secure	Reading Abbey RFC	U16 Boys	B	0.5	0		0.5		
			Secure	Reading Abbey RFC	U13 Boys		0.5	0		0.5		
			Secure	Reading Abbey RFC	U16 Boys	A	0.5	0		0.5		

Sub-area	Pitch Name	Also known as	Security of community use	Club Name	Team Type	Team Name	Match equivalents (MATCHES)	Match equivalents (TRAINING)	Match equivalents (OTHER)	Match equivalents (TOTAL)	Match equivalents for pitch (TOTAL)	Notes
	ROSE HILL 5		Secure	Reading Abbey RFC	Adult Men	2nd	0.5	1		1.5	6	
			Secure	Reading Abbey RFC	Adult Men	3rd	0.5	1		1.5		
			Secure	Reading Abbey RFC	Adult Men	Thundercats	0.5	1		1.5		
			Secure	Reading Abbey RFC	Adult Men	1st	0.5	1		1.5		
	ROSE HILL 6		Secure	Reading Abbey RFC	Adult Men	U24	0.5	1		1.5	8.5	
			Secure	Reading Abbey RFC	U16 Boys	B		0.5		0.5		
			Secure	Reading Abbey RFC	U18 Ladies		0.5	1		1.5		
			Secure	Reading Abbey RFC	U16 Boys	A		0.5		0.5		
			Secure	Reading Abbey RFC	U18 Boys	Colts		0.5		0.5		
			Secure	Reading Abbey RFC	U16 Girls		0.5	0		0.5		
			Secure	Reading Abbey RFC	Adult Ladies	2nd	0.5	1		1.5		
			Secure	Reading Abbey RFC	Adult Ladies	1st	0.5	1		1.5		
			Secure	Reading Abbey RFC	U17 Boys	A		0.5		0.5		
West (South Oxfordshire)	WALLINGFORD SPORTS PARK 10	Wallingford RFC Main Pitch 1	Secure	Wallingford RFC	Adult Men	1st	0.5	0		0.5	1.5	
			Secure	Wallingford RFC	Adult Men	2nd	0.5	0		0.5		

Sub-area	Pitch Name	Also known as	Security of community use	Club Name	Team Type	Team Name	Match equivalents (MATCHES)	Match equivalents (TRAINING)	Match equivalents (OTHER)	Match equivalents (TOTAL)	Match equivalents for pitch (TOTAL)	Notes
			Secure	Wallingford RFC	Adult Ladies		0.5	0		0.5		
	WALLINGFORD SPORTS PARK 11	Wallingford RFC Junior 1	Secure	Wallingford RFC	U15 Boys			0.5		0.5	7	
			Secure	Wallingford RFC	Adult Ladies			0.5		0.5		
			Secure	Wallingford RFC	U18 Boys	SDS		1		1		
			Secure	Wallingford RFC	U16 Boys			0.5		0.5		
			Secure	Wallingford RFC	Adult Men	2nd		1		1		
			Secure	Wallingford RFC	U14 Boys			0.5		0.5		
			Secure	Wallingford RFC	U13 Boys			0.5		0.5		
			Secure	Wallingford RFC	U12 Boys			0.5		0.5		
			Secure	Wallingford RFC	U11 Boys			0.5		0.5		
			Secure	Wallingford RFC	Adult Men	1st		1		1		
			Secure	Wallingford RFC	U15 Girls			0.5		0.5		
	WALLINGFORD SPORTS PARK 12	Wallingford RFC Training Pitch	Secure	Wallingford RFC	U18 Boys	SDS		0.5		0.5	0.5	
			Secure	Wallingford RFC	U15 Girls		0.5	0		0.5	1.5	

Sub-area	Pitch Name	Also known as	Security of community use	Club Name	Team Type	Team Name	Match equivalents (MATCHES)	Match equivalents (TRAINING)	Match equivalents (OTHER)	Match equivalents (TOTAL)	Match equivalents for pitch (TOTAL)	Notes
	WALLINGFORD SPORTS PARK 7	Wallingford RFC Junior 2	Secure	Wallingford RFC	U16 Boys		0.5	0		0.5		
			Secure	Wallingford RFC	U15 Boys		0.5	0		0.5		
	WALLINGFORD SPORTS PARK 8	Wallingford RFC Junior 3	Secure	Wallingford RFC	U12 Boys		0.25	0		0.25	1.875	Training for juniors playing on a Sunday is half a match equivalent divided by two as only training every other week with matches on the other week.
			Secure	Wallingford RFC	U10 Boys		0.25	0.125		0.375		
			Secure	Wallingford RFC	U11 Boys		0.25	0		0.25		
			Secure	Wallingford RFC	U13 Boys		0.5	0		0.5		
			Secure	Wallingford RFC	U14 Boys		0.5	0		0.5		
	WALLINGFORD SPORTS PARK 9	Wallingford RFC Junior 4	Secure	Wallingford RFC	U7 Boys		0.0625	0.03125		0.09375	0.868	Training for juniors playing on a Sunday is half a match equivalent divided by two as only training every other week with matches on the other week.
			Secure	Wallingford RFC	Junior Special Needs	Tag Wolves	0.1	0.1		0.2		
			Secure	Wallingford RFC	U19 Mixed Tag and Touch	"3rds"	0.1	0.1		0.2		For touch and tag, 0.1 match equivalents to be assumed given much less wear on pitch. 1 pitch in the summer used for archery
			Secure	Wallingford RFC	U9 Boys		0.125	0.0625		0.1875		Training for juniors playing on a Sunday is half a match equivalent divided by two as only training
			Secure	Wallingford RFC	U8 Boys		0.125	0.0625		0.1875		

Sub-area	Pitch Name	Also known as	Security of community use	Club Name	Team Type	Team Name	Match equivalents (MATCHES)	Match equivalents (TRAINING)	Match equivalents (OTHER)	Match equivalents (TOTAL)	Match equivalents for pitch (TOTAL)	Notes
												every other week with matches on the other week.

Pitch Name	Sub-area	Pitch Type	Pitch Size	Security of community use	Hours used for football weekend	Hours used for football weekday evenings	Hours used for rugby weekend	Hours used for rugby weekday evenings	Hours used for hockey weekend	Hours used for hockey weekday evenings	Hours used for other sports weekend	Hours used for other sports weekday	Hours used total
HENLEY RUGBY CLUB 1	South (South Oxfordshire)	AGP - 3G	Small	Secure		7	2	7				2	18
HORSPATH SPORTS GROUND 4	North (South Oxfordshire)	AGP - 3G	Full-sized	Secure		2	13	16					31*

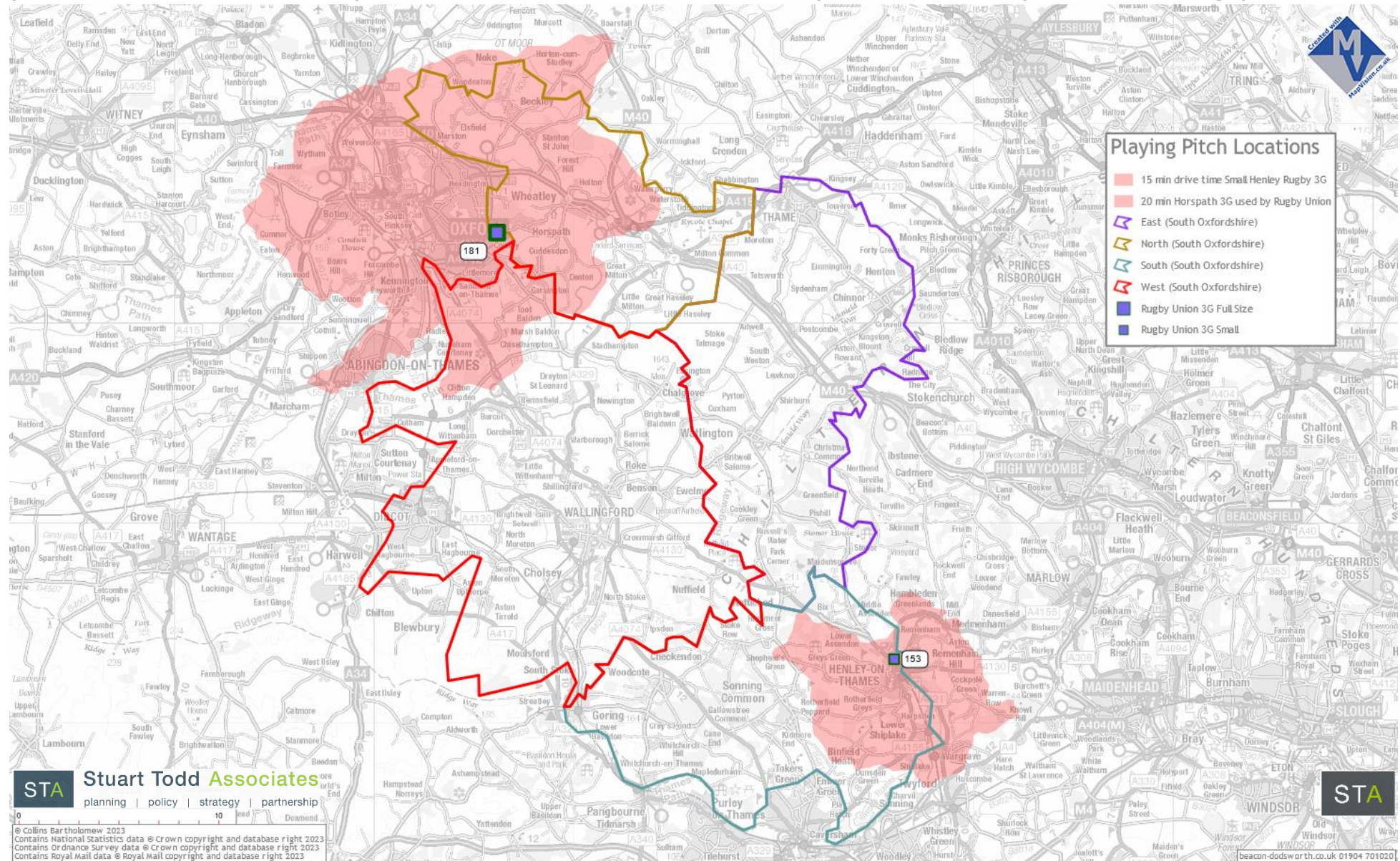
Notes: * Horspath 3G pitch is operated by Oxford Harlequins RFC. Its use (during peak hours) breaks down as follows – Oxford Harlequins RFC, 5 hours weekday evenings and 9 hours at the weekend; Oxfordshire RFU, 2 hours weekday evenings and 2 hours at the weekend; Oxford Brookes University, 7 hours weekday evenings; and, Oxford University, 2 hours weekday evenings.

x) Demand community use (secure pitch by pitch summary)

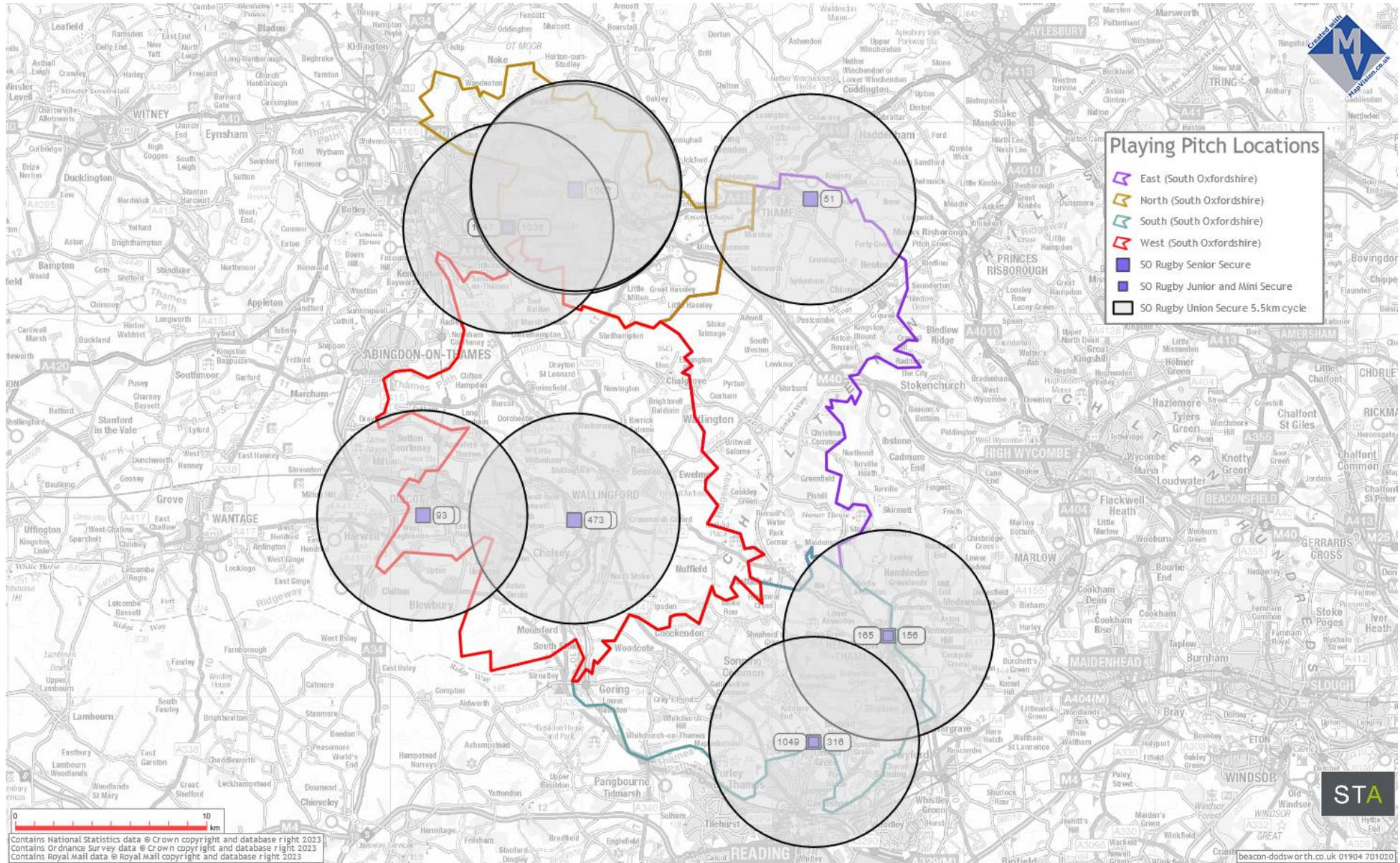
We have been asked, by the RFU, to record play (demand) only on pitches which have posts installed. Therefore, pitches and training grids without posts, used by some clubs out of necessity (as overflow pitches) to accommodate demand have not been considered in the figures below. Demand on those overflow pitches have been added to demand on pitches with goalposts.

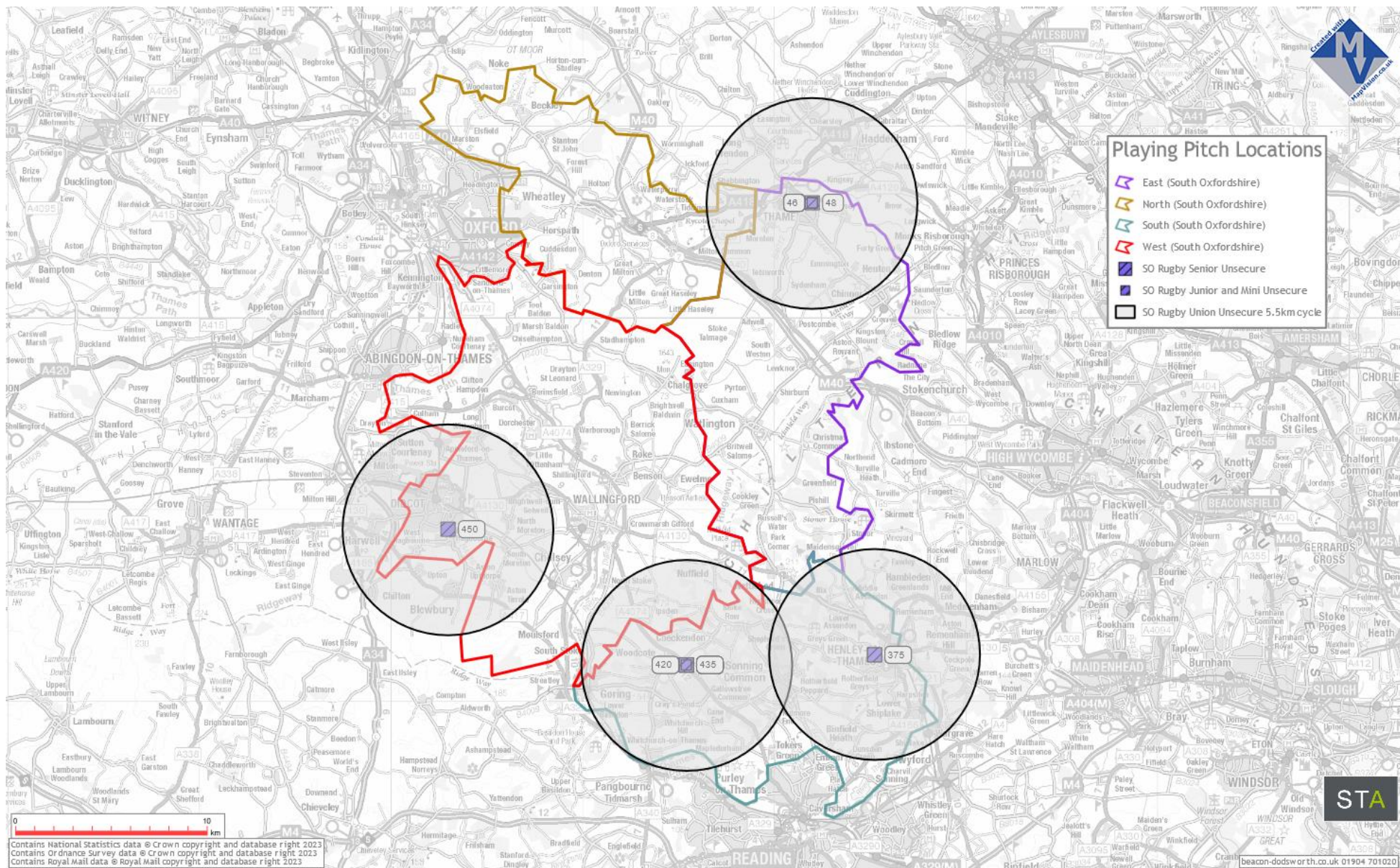
Sub-area	Pitch Name	Also known as	Security of community use	Match equivalents for pitch (TOTAL)
East (South Oxfordshire)	CHINNOR RUGBY CLUB 12	Pitch 1	Secure	4.25
	CHINNOR RUGBY CLUB 13	Pitch 2	Secure	3.35
	CHINNOR RUGBY CLUB 14	Pitch 3	Secure	9.35
	CHINNOR RUGBY CLUB 2	Pitch 4	Unsecure	5.375
North (South Oxfordshire)	HOLTON PLAYING FIELDS 4	Wheatley RFC Main Pitch	Secure	4.5
	HORSPATH SPORTS GROUND 14	Horspath Recreation Ground / Oxford Harlequins RFC Pitch 3	Secure	9
	HORSPATH SPORTS GROUND 13	Horspath Recreation Ground / Oxford Harlequins RFC Pitch 2	Secure	6.125
	HORSPATH SPORTS GROUND 12	Horspath Recreation Ground / Oxford Harlequins RFC Pitch 1	Secure	5.125
South (South Oxfordshire)	HENLEY RUGBY CLUB 16	Pitch 1	Secure	3.5
	HENLEY RUGBY CLUB 17	Pitch 2	Secure	4.25
	HENLEY RUGBY CLUB 2	Pitch 5	Secure	1.968
	HENLEY RUGBY CLUB 3	Pitch 3	Secure	2.125
	HENLEY RUGBY CLUB 4	Pitch 4	Secure	1.75
	ROSE HILL 1	Reading Abbey RFC	Secure	9.75
	ROSE HILL 2		Secure	1.625
	ROSE HILL 3		Secure	3.25
	ROSE HILL 4		Secure	4.25
	ROSE HILL 5		Secure	6
	ROSE HILL 6		Secure	8.5
West (South Oxfordshire)	WALLINGFORD SPORTS PARK 10	Wallingford RFC Main Pitch 1	Secure	1.5
	WALLINGFORD SPORTS PARK 11	Wallingford RFC Junior 1	Secure	7
	WALLINGFORD SPORTS PARK 12	Wallingford RFC Training Pitch	Secure	0.5
	WALLINGFORD SPORTS PARK 7	Wallingford RFC Junior 2	Secure	1.5
	WALLINGFORD SPORTS PARK 8	Wallingford RFC Junior 3	Secure	1.875
	WALLINGFORD SPORTS PARK 9	Wallingford RFC Junior 4	Secure	0.868

y) Catchment Areas – 20 minute peak drive-time from full size and 15 minute peak from small 3G pitches used for rugby union

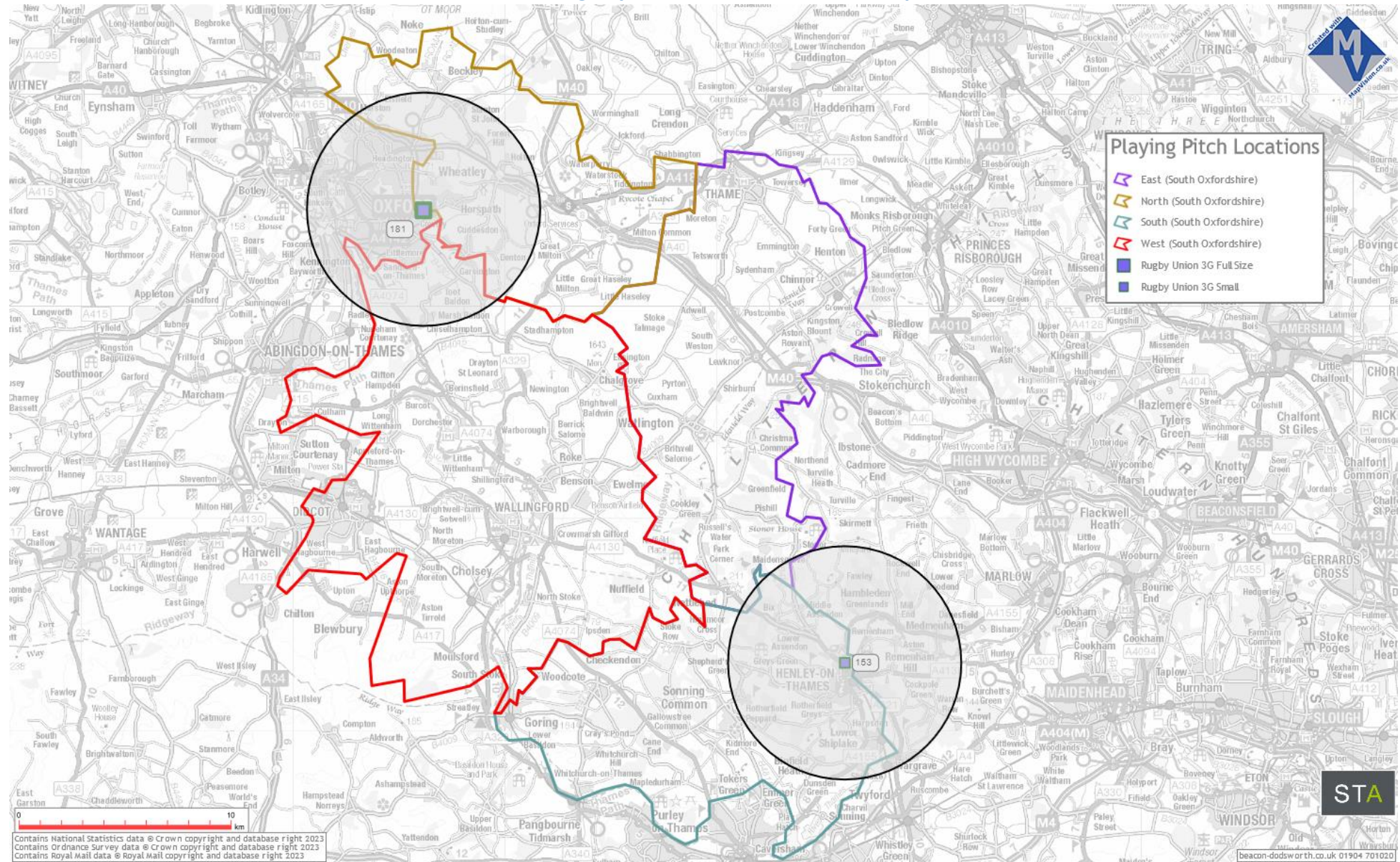


z) Catchment Areas – 5.5km / 3.4 miles / 20 min average cycle radius catchment from pitches (grass pitches)





aa) Catchment Areas – 5.5km / 3.4 miles / 20 min average cycle radius catchment from pitches (AGPs)



COMPARING SUPPLY & DEMAND

bb)Supply / demand balance community use

We have been asked, by the RFU, to record play (demand) only on pitches which have posts installed. Therefore, pitches and training grids without posts, used by some clubs out of necessity (as overflow pitches) to accommodate demand have not been considered in the figures below. Demand on those overflow pitches have been added to demand on pitches with goalposts.

Sub-area	Pitch Name	Known as	Security of community use	Club Name	Match equivalents for pitch (TOTAL)	Pitch Carrying Capacity	Capacity available (green) / over use (red) for pitch (rounded to nearest quarter)	By Sub-Area
East (South Oxfordshire)	CHINNOR RUGBY CLUB 12	Pitch 1	Secure	Chinnor RFC	4.25	1.5	-2.75	-16.75
	CHINNOR RUGBY CLUB 13	Pitch 2	Secure	Chinnor RFC	3.35	1.5	-2	
	CHINNOR RUGBY CLUB 14	Pitch 3	Secure	Chinnor RFC	9.35	1.5	-8	
	CHINNOR RUGBY CLUB 2	Pitch 4	Unsecure	Chinnor RFC	5.375	1.5	-4	
North (South Oxfordshire)	HOLTON PLAYING FIELDS 4	Wheatley RFC Main Pitch	Secure	Wheatley RFC	4.5	2	-2.5	-18.5
	HORSPATH SPORTS GROUND 14	Horspath Recreation Ground / Oxford Harlequins RFC Pitch 3	Secure	Oxford Brookes University RFC	9	1.5	-7.5	
	HORSPATH SPORTS GROUND 13	Horspath Recreation Ground / Oxford Harlequins RFC Pitch 2	Secure	Oxford Harlequins RFC and Oxford Brookes University RLFC	6.125	1.5	-4.75	
	HORSPATH SPORTS GROUND 12	Horspath Recreation Ground / Oxford Harlequins RFC Pitch 1	Secure	Oxford Harlequins RFC	5.125	1.5	-3.75	

Sub-area	Pitch Name	Known as	Security of community use	Club Name	Match equivalents for pitch (TOTAL)	Pitch Carrying Capacity	Capacity available (green) / over use (red) for pitch (rounded to nearest quarter)	By Sub-Area
South (South Oxfordshire)	HENLEY RUGBY CLUB 16	Pitch 1	Secure	Henley RFC	3.5	1.5	-2	-34.75
	HENLEY RUGBY CLUB 17	Pitch 2	Secure	Henley RFC	4.25	0.5	-3.75	
	HENLEY RUGBY CLUB 2	Pitch 5	Secure	Henley RFC	1.968	0.5	-1.5	
	HENLEY RUGBY CLUB 3	Pitch 3	Secure	Henley RFC	2.125	0.5	-1.75	
	HENLEY RUGBY CLUB 4	Pitch 4	Secure	Henley RFC	1.75	0.5	-1.25	
	ROSE HILL 1	Reading Abbey RFC	Secure	Reading Abbey RFC	9.75	1.5	-8.25	
	ROSE HILL 2	Reading Abbey RFC	Secure	Reading Abbey RFC	1.625	1.5	-0.25	
	ROSE HILL 3	Reading Abbey RFC	Secure	Reading Abbey RFC	3.25	1.5	-1.75	
	ROSE HILL 4	Reading Abbey RFC	Secure	Reading Abbey RFC	4.25	1.5	-2.75	
	ROSE HILL 5	Reading Abbey RFC	Secure	Reading Abbey RFC	6	1.5	-4.5	
	ROSE HILL 6	Reading Abbey RFC	Secure	Reading Abbey RFC	8.5	1.5	-7	
West (South Oxfordshire)	WALLINGFORD SPORTS PARK 10	Wallingford RFC Main Pitch 1	Secure	Wallingford RFC	1.5	2	0.5	-6.25
	WALLINGFORD SPORTS PARK 11	Wallingford RFC Junior 1	Secure	Wallingford RFC	7	1.5	-5.5	
	WALLINGFORD SPORTS PARK 12	Wallingford RFC Training Pitch	Secure	Wallingford RFC	0.5	2	1.5	
	WALLINGFORD SPORTS PARK 7	Wallingford RFC Junior 2	Secure	Wallingford RFC	1.5	0.5	-1	

Sub-area	Pitch Name	Known as	Security of community use	Club Name	Match equivalents for pitch (TOTAL)	Pitch Carrying Capacity	Capacity available (green) / over use (red) for pitch (rounded to nearest quarter)	By Sub-Area
	WALLINGFORD SPORTS PARK 8	Wallingford RFC Junior 3	Secure	Wallingford RFC	1.875	0.5	-1.5	
	WALLINGFORD SPORTS PARK 9	Wallingford RFC Junior 4	Secure	Wallingford RFC	0.868	0.5	-0.25	

cc) Using Over and Under Play Figures

Using Over and Under Play Figures

The pitch over and under play figures generated by the Assessment should not be used in isolation. The figures alone need to be treated with caution for a number of reasons:

- They cannot represent local qualitative or 'on the ground' issues, and should therefore be read in conjunction with other information gathered;
- They could mask issues generated by peak time demand;
- Slight overplay may be manageable for quality of the pitch and / or the standard of football being played (and therefore of the quality expected). For example, overplay of up to 1.5 matches per week may be acceptable if the pitch quality is being maintained to at least a "standard" condition;
- Overplay on a pitch may be resolvable through improved maintenance or drainage to improve the quality of the pitch and therefore the capacity to accommodate matches. Reducing the amount of play on a pitch and moving play to an alternative pitch is also likely to improve quality;
- Identifying figures which indicate overplay and a deficit of pitch capacity does not necessarily mean that new pitches need to be provided. Alternative existing sites with pitches not currently in community use could be brought into use or under-used pitches better utilised to absorb demand or artificial grass pitches could play a role in better managing overplay or a deficit in grass pitch provision; and,
- While clubs which are identified as having capacity issues may need the use of an additional pitch, they may not have the ambition to increase the size of the club in this way, i.e. they may be content with the status quo.

dd) Closed pitches

Pitch Ref No.	Pitch Name	Site Name	Sport	Pitch Size and Type	Sub-area
369	THAME UTD (CLOSED)	THAME UTD (CLOSED)	Football	Adult Football	East (South Oxfordshire)
295	OXFORD BROOKES UNIVERSITY (WHEATLEY CAMPUS) 5	OXFORD BROOKES UNIVERSITY (WHEATLEY CAMPUS)	AGP	AGP	North (South Oxfordshire)
296	OXFORD BROOKES UNIVERSITY (WHEATLEY CAMPUS) 6	OXFORD BROOKES UNIVERSITY (WHEATLEY CAMPUS)	AGP	AGP	North (South Oxfordshire)
297	OXFORD BROOKES UNIVERSITY (WHEATLEY CAMPUS) 7	OXFORD BROOKES UNIVERSITY (WHEATLEY CAMPUS)	Cricket	Cricket	North (South Oxfordshire)
141	GROVELANDS SPORTS GROUND 2	GROVELANDS SPORTS GROUND	Football	Adult Football	North (South Oxfordshire)
298	OXFORD BROOKES UNIVERSITY (WHEATLEY CAMPUS) 8	OXFORD BROOKES UNIVERSITY (WHEATLEY CAMPUS)	Lacrosse	Lacrosse	North (South Oxfordshire)
460	WALLINGFORD SCHOOL 3	WALLINGFORD SCHOOL	Cricket	Cricket	West (South Oxfordshire)
470	WALLINGFORD SPORTS PARK 6	WALLINGFORD SPORTS PARK	Cricket	Cricket	West (South Oxfordshire)

ee) Grass Pitches (and Capacity) in the Pipeline

Site Name	Sub-Area	Source	Proposal Description	Proposal Pitch Surface	Proposal Pitch Size	Sport	Poss additional capacity in hours or match equivalents?	Poss loss of capacity of existing pitch?	If loss, hours or match equivalents?	Where in pipeline?	Other notes
SOUTHERN ROAD RECREATION GROUND	East (South Oxfordshire)	Thame Town Council	Changing rooms in need of major refurbishment, not being used. Plan to incorporate new changing rooms into proposed new Community Youth Building (planning application to be submitted in Jan 2023). Plan to provide a new Community Youth building on the existing car park of Southern Road Recreation Ground (SRRG) providing rooms for the youth, a community hall, kitchen, servery, changing rooms and referee changing rooms, toilets and showers. The existing playground will be relocated to another area within SRRG and new car parking facilities	NA	NA	Football	None	No			

Site Name	Sub-Area	Source	Proposal Description	Proposal Pitch Surface	Proposal Pitch Size	Sport	Poss additional capacity in hours or match equivalents?	Poss loss of capacity of existing pitch?	If loss, hours or match equivalents?	Where in pipeline?	Other notes
			provided. Planning application to be submitted in January 2023. Expected cost of new building / project is £4m.								
WATLINGTON SPORTS GROUND	East (South Oxfordshire)	OFA	Grass pitch improvement.	Grass		Football	If all standard pitches improved to good, 2 x 11v11 will have additional +1 m/e each, 2 x 9v9s +2 m/e each and minis +2 m/e each.	Unknown		Grass pitch maintenance funding successfully accessed.	
WHITES FIELD, CHINNOR	East (South Oxfordshire)	OFA	Plans to refurbish the changing facilities on the site.	NA	NA	Football	None	No			
OXFORD BROOKES UNIVERSITY (WHEATLEY CAMPUS)	North (South Oxfordshire)	Sport England, S&VDC	Proposal for replacement pitches as part of redevelopment of 500 dwellings. No specified number of pitches at current time as part of outline application. Existing closed and unused pitches on the site being lost.	Grass	Unknown	Cricket, Bowling rink, (football likely in cricket outfield?)	Unknown	Unknown		Permission granted.	App. Refs P17/S4254/O, P22/S3975/O Reserved matters stage P23/S1407 /RM. CIL liable for on-site, s106 for off-site. Possible opportunity to influence provision for sport from PPS although limited

Site Name	Sub-Area	Source	Proposal Description	Proposal Pitch Surface	Proposal Pitch Size	Sport	Poss additional capacity in hours or match equivalents?	Poss loss of capacity of existing pitch?	If loss, hours or match equivalents?	Where in pipeline?	Other notes
			<p>Replacement cricket ground with two squares and two artificial pitches plus nets. Also six rink bowls green (flat green), 40m x 40m.</p> <p>Outline planning application, with all matters reserved for subsequent approval except details of vehicular access, for; demolition of all existing structures and redevelopment of the site with up to 500 dwellings and associated works including; engineering operations, site clearance, remediation, remodelling and deposition of inert fill material arising from demolition on site; installation of new and modification of</p>								<p>scope for it as new outline for access only. Existing closed and unused pitches on the site being lost. Replacement cricket ground with two squares and two artificial pitches plus nets. Bowling rink also going in. Poss football in cricket outfield, but not referenced in reserved matters app.</p>

Site Name	Sub-Area	Source	Proposal Description	Proposal Pitch Surface	Proposal Pitch Size	Sport	Poss additional capacity in hours or match equivalents?	Poss loss of capacity of existing pitch?	If loss, hours or match equivalents?	Where in pipeline?	Other notes
			existing services and utilities; creation of noise mitigation bund and fencing; creation of public open space, leisure, sport and recreation facilities including equipped play areas; construction of foul and surface water drainage systems, including SuDS; ecological mitigation works; construction of a building for community/sport use and associated car parking; construction of internal estate roads, private drives, footways / cycleways and other highways infrastructure; construction of vehicular, pedestrian, and cycle accesses onto Waterperry Road, including associated engineering works								

Site Name	Sub-Area	Source	Proposal Description	Proposal Pitch Surface	Proposal Pitch Size	Sport	Poss additional capacity in hours or match equivalents?	Poss loss of capacity of existing pitch?	If loss, hours or match equivalents?	Where in pipeline?	Other notes
			and construction of pedestrian and cycle way to Holloway Road.(as amplified by Environmental Impact Assessment received 16 December 2022).								
WHEATLEY	North (South Oxfordshire)	Sport England	Sport England (Bob Sharples) meeting with Wheatley PC about 3G pitch opportunities on recreation ground, given loss of Wheatley campus to development. Also used to be lacrosse played there.	Unknown	Unknown	Football	Unknown	Unknown		Discussion	
HORSPATH SPORTS GROUND	North (South Oxfordshire)	S&VDC and Sport England	Possible development of Horspath site by Oxford Brookes with sports provision moved elsewhere.	Grass and AGP	Unknown	Multiple	Unknown	Unknown		Discussion	
BAYSWATER BROOK	North (South Oxfordshire)	S&VDC	Land at Bayswater Brook. 1,100 dwellings (all expected in plan period up to 2035). Outline Planning permission for up to: 1. 1,450 new	Unknown	Unknown	Unknown	Unknown	Unknown		In Planning	App ref P22/S4618/O Most provision likely to be off-site. Planning Committee at the end of summer. Liaising with

Site Name	Sub-Area	Source	Proposal Description	Proposal Pitch Surface	Proposal Pitch Size	Sport	Poss additional capacity in hours or match equivalents?	Poss loss of capacity of existing pitch?	If loss, hours or match equivalents?	Where in pipeline?	Other notes
			<p>dwellings (Class C3),</p> <p>2. 120 units of Assisted Living dwellings, with ancillary communal and care facilities (Class C2/C3),</p> <p>3. 560 sq.m of new community use buildings (Class F2),</p> <p>4. 500 sq.m of new commercial / business / service buildings / health provision (Class E),</p> <p>5. 2,600 sq.m of new Primary School (Class F1),</p> <p>6. Creation of areas of green infrastructure, including areas of open space, allotments, habitats, recreation facilities and public park areas,</p> <p>7. Associated transport, parking, access, surface water and utility infrastructure works.</p> <p>Full planning permission for:</p> <p>1. Change of Use to Class E and</p>								<p>Oxford City Council. OCC likely to look for contributions for provision near to Oxford city.</p> <p>Provision informed by Nortoft work.</p> <p>Sandhills site east of main Bayswater site separate application for c.125 dwellings. At pre-app stage.</p>

Site Name	Sub-Area	Source	Proposal Description	Proposal Pitch Surface	Proposal Pitch Size	Sport	Poss additional capacity in hours or match equivalents?	Poss loss of capacity of existing pitch?	If loss, hours or match equivalents?	Where in pipeline?	Other notes
			associated refurbishment works to the Main Barn and 3no. curtilage barns at Wick Farm, 2, Change of Use to Class F1 and associated refurbishment works to the Wick Farm Well House building, 3. Erection of New Build barn-style building (Class E), 4. Erection of New Build building containing back-of-house facilities for the Main Barn-style building (Class E), 5. Erection of New Build Community Space building (Class F2), 6. Associated transport, parking associated with the local centre, access and utility infrastructure works, 7. Demolition of identified buildings, 8. Associated landscaping, public								

Site Name	Sub-Area	Source	Proposal Description	Proposal Pitch Surface	Proposal Pitch Size	Sport	Poss additional capacity in hours or match equivalents?	Poss loss of capacity of existing pitch?	If loss, hours or match equivalents?	Where in pipeline?	Other notes
			realm and market garden. App ref P22/S4618/O								
BISHOPS-WOOD SPORTS GROUND (ROTHERFIELD UNITED)	South (South Oxfordshire)	OFA	Discussions held about new full size 3G on site. Pushing with Sport England to get full funding as mitigation. Proposal includes pavilion. From the loss of pitches at Maiden Erleigh if this happens. 3G proposal cannot move forward until outcome from Maiden Erleigh application known.	3G	Full size	Football	38 hours in peak period	Unknown		Discussion	
HENLEY YMCA	South (South Oxfordshire)	1. OFA, 2. Sport England	1. FA Risk of 1 x grass pitch being lost as YMCA potential interest in releasing land for low cost housing. Grass pitch improvement proposal very likely not to proceed as a result. 2. Sport England	NA	NA	Football	None, loss of poor quality pitch, i.e. 1 m/e	Yes	2 match equivalents (2 x 11v11 pitches) (subject to quality audit)	Discussion only.	

Site Name	Sub-Area	Source	Proposal Description	Proposal Pitch Surface	Proposal Pitch Size	Sport	Poss additional capacity in hours or match equivalents?	Poss loss of capacity of existing pitch?	If loss, hours or match equivalents?	Where in pipeline?	Other notes
			YMCA has proposal to deliver affordable / sheltered housing on pitch site. If likely to lose, mitigation necessary. Possibly as extension to Jubilee Park?								
HIGHLANDS FARM	South (South Oxfordshire)	S&VDC	JHHNDP Site M & M1: Highlands Farm, Highlands Lane, Rotherfield Grey (Crest Nicholson). 163 dwellings.	Grass	2 Turf pitches, each 73 x 46 metres (9v9s)	Football	Assuming good quality, an additional +4 m/e per pitch	No		Construction	
JUBILEE PARK HENLEY	South (South Oxfordshire)	EH, OFA, Henley HC, Sport England	Possible 3G on the site to relieve sand based pitch of football use for additional hockey use. Would be built over an existing grass pitch.Planning application about to go in (as of 02-02-23) for the new 3G. Design agreed etc. Pavilion still undecided but will be phased. Grass pitch maintenance fund successfully accessed. Permission granted as of	3G	Full size	Football	38 hours peak period	Yes	2 match equivalents on an existing grass pitch (subject to quality audit score).	Discussion	Related key issue is proposed pavilion on the site. Large and could take part of a grass pitch. FC lease pitch to south of AGP from HC so considered by OFA as a risk to continued use. 3G coming forward on existing grass pitch also means loss of gras pitch so overall supply in Henley a concern. Opportunity to extend Jubilee site

Site Name	Sub-Area	Source	Proposal Description	Proposal Pitch Surface	Proposal Pitch Size	Sport	Poss additional capacity in hours or match equivalents?	Poss loss of capacity of existing pitch?	If loss, hours or match equivalents?	Where in pipeline?	Other notes
			May.Opportunity, linked to potential loss of grass pitch at YMCA, for extension to Jubilee Park for mitigating grass pitch to replace loss at YMCA.								with additional grass pitches on land to south either side of property with tennis court in garden. Adding to conern is FC may not get new lease on Harpsden Rec site.
SHEEPCOT RECREATION GROUND	South (South Oxfordshire)	OFA	3G and pavilion	3G	7v7	Football	38 hours in peak period	No			cited in the LFFP as 7v7 although this could be reviewed now. It was originally planned to go on top of an unmarked grassed training area but a change in size may change that.
SONNING COMMON MEMORIAL PARK	South (South Oxfordshire)	OFA	New additional 7v7 (grass) at Memorial Park to be in place and usable by September 2023.	Grass	7v7	Football	6 match equivalents if surface provided to good quality.	None		Delivery	
MAIDEN ERLEGH CHILTERN EDGE SCHOOL	South (South Oxfordshire)	Sport England	Possible housing on playing fields but could get 3G from development from loss of two pitches. Two pitches recorded on the site	3G	Unknown	Football / rugby?	Unknown	Unknown		Discussion	

Site Name	Sub-Area	Source	Proposal Description	Proposal Pitch Surface	Proposal Pitch Size	Sport	Poss additional capacity in hours or match equivalents?	Poss loss of capacity of existing pitch?	If loss, hours or match equivalents?	Where in pipeline?	Other notes
			- one football, one rugby.								
THE ORATORY PREPARATORY SCHOOL	South (South Oxfordshire)	Sport England	The school would like a full size sand based AGP on the site.	Sand	Full size	Hockey	Unknown	Unknown		Discussion	
HENLEY COLLEGE (ROTHERFIELD)	South (South Oxfordshire)	RFU	College has aspiration for 3G (predominantly rugby use) on the site, although challenges such as narrow site, ecology, treelines etc.	3G	Full	Rugby Union with some football	38 hours peak time evenings and weekends	Unknown		Discussion	
SHIPLAKE COLLEGE	South (South Oxfordshire)	College (survey)	Have an aspiration for a new additional AGP in the next few years	Unknown	Unknown	Unknown	Unknown	Unknown		Aspiration	
ABBEY SPORTS CENTRE (BERINSFIELD)	West (South Oxfordshire)	S&VDC	5-a-side small sand AGP replacement. To be replaced with same size 3G. Floodlit. Delivery 2023.	3G	34mx18m	Football	None	None	NA	Delivery in 2023.	PC looking for pitch improvement funding.
BULLCROFT PARK	West (South Oxfordshire)	OFA / BBFA	Grass pitch improvement and pavilion. Pavilion project in planning. Comments regarding design of project have been fed back, which requires amendments.	Grass	All pitches	Football	Improvement to all pitches from standard to good quality could result in additional carrying capacity of	No		In Planning	

Site Name	Sub-Area	Source	Proposal Description	Proposal Pitch Surface	Proposal Pitch Size	Sport	Poss additional capacity in hours or match equivalents?	Poss loss of capacity of existing pitch?	If loss, hours or match equivalents?	Where in pipeline?	Other notes
							+2 match equivalents for the three 9v9 pitches and additional 1 m/e for adult pitch.				
CHALGROVE RECREATION GROUND	West (South Oxfordshire)	OFA	Grass pitch improvement	Grass	All pitches	Football	Imrpvement to mini 7v7 pitch from standard to good quality could increase carrying capacity by +2 match equivalents and for the adult pitch an additional +1 m/e.	No		Funding application made	
EDMONDS PARK	West (South Oxfordshire)		New pavilion and other leisure facilities. Old pavilion demolished some time ago. Likely to serve youth football.	NA	NA	Football	None	None		Planning permission granted August 2022. Town Council has secured loan but some further funding	

Site Name	Sub-Area	Source	Proposal Description	Proposal Pitch Surface	Proposal Pitch Size	Sport	Poss additional capacity in hours or match equivalents?	Poss loss of capacity of existing pitch?	If loss, hours or match equivalents?	Where in pipeline?	Other notes
										likely to be required.	
GREAT WESTERN PARK DIDCOT	West (South Oxfordshire)	S&VDC	Great Western Park now built out. However, opportunity for small football pitch possibly next to community hall and MUGA. Plenty of parking available.	Grass	Unknown	Football	If mini pitch (5v5 or 7v7) this could introduce an additional 4 m/e to supply if assumed that the pitch quality would be standard.	No			
WEST OF WALLINGFORD	West (South Oxfordshire)	LP	c.555 dwellings providing 2 x 9v9 football pitches north of and adjacent to Sports Park site. Only issue is access across ditch from existing to new pitches. Should be able to resolve in the 2 years before the pitches can be used.	Grass	9v9 grass pitches	Football	If provided to good quality, additional +4 m/e each.	No		Permission? Reserved matters?	
WALLINGFORD SPORTS PARK	West (South Oxfordshire)	BBFA	Ambition for a 3G on the FC main stadia pitch. Possible shock pad too to accommodate some rugby training? Both football and rugby keen on	3G	Full size	Football (plus poss. shockpad for rugby)	38 hours in peak period	Yes	3 match equivalents (subject to quality audit)	Discussion only.	Parking on the site is a challenge. Need to consider option of completely new sports hub at Wallingford rather than reconfigure

Site Name	Sub-Area	Source	Proposal Description	Proposal Pitch Surface	Proposal Pitch Size	Sport	Poss additional capacity in hours or match equivalents?	Poss loss of capacity of existing pitch?	If loss, hours or match equivalents?	Where in pipeline?	Other notes
			additional changing rooms at northern end of Sports Park to serve rugby pitches and new football pitches to north of existing site.								and squeeze additional provision into site?
DIDCOT NE	West (South Oxfordshire)	S&VDC	Land to the North-east of Didcot. 1,880 dwellings + 150 at Ladygrove north of Didcot NE.	Grass	1 Cricket Pitch, 3 Full Size Football Pitches, 5 Junior Football Pitches (not less than 10.29 Hectares)	Football, Cricket	Carrying capacity for cricket depends on how many pitches in the square. If delivered to good quality, additional carrying capacity could be +3 m/e for each of the three full size football pitches and +4 for each junior pitch (+6 if mini pitches).	No		Construction	s106 agreement in place so no opportunity to renegotiate based on PPS. Committed provision.
WALLINGFORD (WINTERBROOK) ALLOCATION	West (South Oxfordshire)	S&VDC	Reserved matters approved for first phase but construction not	NA	NA	NA	None	No			

Site Name	Sub-Area	Source	Proposal Description	Proposal Pitch Surface	Proposal Pitch Size	Sport	Poss additional capacity in hours or match equivalents?	Poss loss of capacity of existing pitch?	If loss, hours or match equivalents?	Where in pipeline?	Other notes
LAND NORTH OF A4130			started. P16/S4275/O								
BERINSFIELD	West (South Oxfordshire)	S&VDC	Land at Berinsfield. Allocation in LP. 1,700 dwellings. Unspecified playing pitch provision.	Unknown	Unknown	Unknown	Unknown	Unknown		Local Plan allocation	Opportunity to influence pitch provision on development and off-site. High IMD. Deveoper leading on masterplanning. Core priority area for the Council. Garden Village status. Oxford Architects looking at options for leisure facilities on the site. School playing field is large and so option for swap of school to new development site on new development, freeing up existing school site and PFs. Emerging NP includes Garden Village site. NP is awaiting masterplanning

Site Name	Sub-Area	Source	Proposal Description	Proposal Pitch Surface	Proposal Pitch Size	Sport	Poss additional capacity in hours or match equivalents?	Poss loss of capacity of existing pitch?	If loss, hours or match equivalents?	Where in pipeline?	Other notes
											and Council commissioned facilities work before confirming updated NP. FC want floodlighting on the existing pitches.
CHALGROVE	West (South Oxfordshire)	S&VDC	Land at Chalgrove Airfield. Allocation in Local Plan. 3,000 dwellings (2,105 expected in plan period up to 2035). Unspecified playing pitch provision.	Unknown	Unknown	Unknown	Unknown	Unknown		Local Plan allocation	Application (outline) withdrawn as of end of April. Assumption that new secondary school (secondary) pitches would fulfil community use. Not supported by SE. Risk and pitches unlikely to be able to support carrying capacity for weekday and weekend use. Would get overplayed.
CULHAM SCIENCE CENTRE	West (South Oxfordshire)	S&VDC	Land adjacent to Culham Science Centre. 3,500 dwellings (2,100 expected in plan period up to 2035).	Unknown	Unknown	Unknown	Unknown	Unknown		Local Plan allocation	Opportunity to influence s106 though PPS. Indicative masterplan shows 5 full size, 3 junior

Site Name	Sub-Area	Source	Proposal Description	Proposal Pitch Surface	Proposal Pitch Size	Sport	Poss additional capacity in hours or match equivalents?	Poss loss of capacity of existing pitch?	If loss, hours or match equivalents?	Where in pipeline?	Other notes
			Unspecified playing pitch provision.								grass football pitches and 2 MUGAs and a pavilion in north-east of site, plus a cricket ground with two junior pitches in outfield and pavilion on south-western part of site (May 2023).
GRENOBLE ROAD	West (South Oxfordshire)	S&VDC	Land South of Grenoble Road. 3,000 dwellings (2,480 expected in plan period up to 2035). Unspecified playing pitch provision.	Unknown	Unknown	Unknown	Unknown	Unknown		Local Plan allocation	Opportunity for PPS to influence provision from development. No pre-app yet. Some land owned by Thames Water, some by City Council.
NORTHFIELD	West (South Oxfordshire)	S&VDC	Land at Northfield. 1,800 dwellings (1,750 expected in plan period upto 2035). Unspecified playing pitch provision.	Unknown	Unknown	Unknown	Unknown	Unknown		Local Plan allocation	Scoping decision for EIA made requiring ES. P21/S3647/SCO Opportunity to influence provision for sport from PPS. PPA signed for Northfield. 40% of site owned by County Council. Pre-app likely soon (as of end of April).

Site Name	Sub-Area	Source	Proposal Description	Proposal Pitch Surface	Proposal Pitch Size	Sport	Poss additional capacity in hours or match equivalents?	Poss loss of capacity of existing pitch?	If loss, hours or match equivalents?	Where in pipeline?	Other notes
LADYGROVE EAST, DIDCOT	West (South Oxfordshire)	S&VDC	Outline application. No pitches as pylon on-site but off-site contributions to be sought.	NA	Unknown, but none on-site	Unknown, but none on-site	Unknown, but none on-site	Unknown			

ff) Displaced, latent and unmet demand

Club Name	Site Name	Sub-area	Field more teams from players signed on with greater capacity	What needed to do this?	Comments on unmet and latent demand
Chinnor RFC	CHINNOR RUGBY CLUB	East (South Oxfordshire)	Yes	<p>Additional grass pitches for matches</p> <p>Additional grass pitches for training</p> <p>Floodlighting at current grass pitch (to extend hours of use)</p> <p>Access to artificial grass pitch for training</p> <p>Additional facilities such as changing rooms</p> <p>We operate a policy of trying to play 60% of our youth matches away as we are rate limited by both pitch and changing space.</p> <p>We have undertaken plans to maximise our floodlit pitch space over recent years and invested to maintain them over the summer (with a bore hole and stored water). We have further plans / aspirations for investment.</p>	<p>We have some very large age groups within the club that will, subject to retaining players, generate additional teams over the next 5 years. The first of these is now at U14 Boys where they can field two teams but have only entered one into the County Cup. Coming behind them the U12 Boys are in a similar position as are the Mixed U9s. Recruitment of female players at youth level will mean that dual-banded age-groups will be able to split into two (single age-band) teams over the next 5 years. We have a fledgling U12 squad that will become a team in its own right in either one or two seasons.</p>
Oxford Harlequins RFC	HORSPATH SPORTS GROUND	North (South Oxfordshire)	Yes	<p>Floodlighting at current grass pitch (to extend hours of use)</p> <p>Access to artificial grass pitch for training</p> <p>Additional facilities such as changing rooms. We are pretty much at capacity on every night of the week in terms of training, particularly in Winter when floodlights are required. We recently floodlit an additional grass pitch but in order to maintain the turf we can really only use it on 2 evenings per week as it is also used for matches and junior training on the weekends. Our 3G is well used with on average 30 hours per week of rugby and 2 hours per week of football taking place on it during the season. We also host Oxford Brookes Rugby Union sides (5 x men's and 1 x women's sides) plus Oxford Brookes Rugby League. We work with Brookes Sport and the BUCS League in order to only have 2 fixtures here on a Wednesday and will try to squeeze both on the 3G if possible. We also host the following clubs: Eire Og Gaelic Games Club - 1 x men's, 1 x women's and a small youth section. Oxford Kings Baseball Club - 1 x men's Oxford University Baseball Club - 1 x men's Oxford Softball League - 8 x mixed teams We are severely limited by the</p>	<p>As mentioned previously, during the key busy times (weekday evenings, Saturday and Sunday daytimes) our 3G is fully booked months in advance. As a club we get 12 hours per week on there, free of charge, with the ability to buy additional sessions at certain times. We are restricted on what we are allowed to book however, so for example we cannot use the pitch on a Tuesday night as this is set aside for "commercial" bookings. With 80 men and 30 women regularly attending training this makes floodlit pitch space an absolute premium, which we are really struggling to manage at present.</p>

Club Name	Site Name	Sub-area	Field more teams from players signed on with greater capacity	What needed to do this?	Comments on unmet and latent demand
				small number of changing rooms (6 in total) with only 2 of these being self-contained. This would be very high on our priority list.	
Wheatley RFC	HOLTON PLAYING FIELDS	North (South Oxfordshire)	Yes	Additional grass pitches for matches Additional grass pitches for training Floodlighting at current grass pitch (to extend hours of se) Additional facilities such as changing rooms Facilities are poor and some changing rooms shared with other sports. There is now no car parking agreement in place	Walking rugby (over 50) needs floodlit area on tennis courts. Additional rugby pitch that could be shared with other sports but would offer the chance of more teams playing at the same time.
Henley RFC	HENLEY RUGBY CLUB	South (South Oxfordshire)	No	None	Don't normally have a problem with availability of pitches, other than lack of lighting for training and problems with damage to pitches in bad weather.
Reading Abbey RFC	ROSE HILL	South (South Oxfordshire)	No	Additional volunteers Additional coaches Additional grass pitches for matches Additional grass pitches for training Floodlighting at current grass pitch (to extend hours of use) Access to artificial grass pitch for training Additional facilities such as changing room We desperately need to adapt our changing rooms to accommodate both male and female matches at the same time. Sunday's are a logistical nightmare trying to juggle the matches and KO times to allow the showers and changing rooms to be used	None
Didcot RFC	BOUNDARY PARK (HARWELL)	West (South Oxfordshire)	Yes	Additional volunteers Additional grass pitches for training Access to artificial grass pitch for training	None
Wallingford RFC	WALLINGFORD SPORTS PARK	West (South Oxfordshire)	Yes	Additional volunteers Addition coaches Additional grass pitches for matches Additional grass pitches training Floodlighting at current grass pitch (to extend hours of use) Access to artificial grass pitch for training Additional facilities such as changing rooms	Flood light training areas. All ages.

FUTURE DEMAND

7. PROJECTING TEAM NUMBERS

gg) Club Aspirational Growth

Club Name	Site Name	Sub-area	Changes in team numbers since before Covid-19	Next 5 years' plans – additional teams									What is needed to increase teams?
				Adult Male	Adult Female	Boys U17-U18	Boys U12-U16	Girls U17-U18	Girls U15-U16	Girls U13-U14	Girls U12	Mixed U7-U11	
Chinnor RFC	CHINNOR RUGBY CLUB	East (South Oxfordshire)	We have maintained / got back up to the number of players since pre-covid levels at nearly all age-groups. Our overall numbers have increased due to starting a Girls section three seasons ago. In the same timeframe, we started a Women's team. The reason for getting back up to or exceeding pre-covid playing numbers has been a deliberate policy of recruiting and retaining players.	0	1	0	1	0	1	1	1	0	Additional grass pitches for matches Additional grass pitches for training Floodlighting at current grass pitch (to extend hours of use) Access to an artificial grass pitch for training Additional facilities such as changing rooms Other (please elaborate below): All the above. We would like to invest in floodlighting for Pitch 4 and other parts of the Show Ground which are rented but with some restrictions on access throughout the season. In the longer-term, we would like to convert one of our grass pitches to an Artificial Grass Pitch (AGP). We have planning consent to extend the clubhouse to provide 2 new self-contained, RFU-compliant team changing rooms as well as a match official's changing room and increased function space.

Club Name	Site Name	Sub-area	Changes in team numbers since before Covid-19	Next 5 years' plans – additional teams									What is needed to increase teams?
				Adult Male	Adult Female	Boys U17-U18	Boys U12-U16	Girls U17-U18	Girls U15-U16	Girls U13-U14	Girls U12	Mixed U7-U11	
Oxford Harlequins RFC	HORSPATH SPORTS GROUND	North (South Oxfordshire)	We have experienced an increase in participation at senior level and similar numbers to pre-covid for our junior sides. Our senior numbers have increased because of the following: 1. The installation of an RFU funded 3G pitch in 2018 2. We established The Brookes Quins Partnership, opening up senior club rugby to a wider audience at Brookes University as well as offering them many other opportunities (coaching on our schools programme, experience on our medical team etc, etc) 3. We continued to operate (as soon the restrictions eased) during covid-19, when several other local clubs simply mothballed. We attracted new players on the back of this. 4. We established a 3rd team for the first time in over 5 years 5. We established our first	2	1	1	3	1	1	1	1	0	Additional volunteers Additional coaches Floodlighting at current grass pitch (to extend hours of use) Access to an artificial grass pitch for training Additional facilities such as changing rooms

Club Name	Site Name	Sub-area	Changes in team numbers since before Covid-19	Next 5 years' plans – additional teams									What is needed to increase teams?
				Adult Male	Adult Female	Boys U17-U18	Boys U12-U16	Girls U17-U18	Girls U15-U16	Girls U13-U14	Girls U12	Mixed U7-U11	
			ever women's team last season 6. We established a women's 2nd team this season 7. We have a strong and active committee and an excellent culture at the club which encourages participation at all levels										

Club Name	Site Name	Sub-area	Changes in team numbers since before Covid-19	Next 5 years' plans – additional teams								What is needed to increase teams?	
				Adult Male	Adult Female	Boys U17-U18	Boys U12-U16	Girls U17-U18	Girls U15-U16	Girls U13-U14	Girls U12		Mixed U7-U11
Wheatley RFC	HOLTON PLAYING FIELDS	North (South Oxfordshire)	Pre covid we ran 3 adult male and 1 vets male team plus an U18 colts side. Covid saw a decline in players partly for fear of and because of those with covid. We also lost access to a second pitch on the local school site thus restricting the number of home games that could be played The last "full" season 21-22 was impaired by the end of covid restrictions still affecting rugby, the number of players and opposition reporting covid cases and a reluctance of players to expose themselves to covid. This meant a number of cancellations which the intransigence of the league organising committee means Wheatley and a number of other local rivals being expunged from the league. This meant by Dec 21 some 30 players were without a game	2	0	1	0	0	0	0	0	0	Additional volunteers Additional grass pitches for matches Additional grass pitches for training Floodlighting at current grass pitch (to extend hours of use) Additional facilities such as changing rooms Other (please elaborate below): Existing changing rooms are primitive and end of life with no heating. There is no facility for females to change seperately. We have had plans for walking rugby, but the existing pitches are overbooked and shared with other sports The main and only rugby pitch is shared with other sports and a running track The local school has since covid, removed all car parking arrangements to th eeffect that there is no designated parking for field users.

Club Name	Site Name	Sub-area	Changes in team numbers since before Covid-19	Next 5 years' plans – additional teams									What is needed to increase teams?
				Adult Male	Adult Female	Boys U17-U18	Boys U12-U16	Girls U17-U18	Girls U15-U16	Girls U13-U14	Girls U12	Mixed U7-U11	
Henley RFC	HENLEY RUGBY CLUB	South (South Oxfordshire)	<p>Number are yet to return to around pre-Covid 19 levels especially in the younger age groups, we have a couple of junior age groups that have seen an increase in numbers for example U15. With regards to junior girls unfortunately we introduce this at the club just as Covid hit so this area of the club is yet to really take off and grow.</p> <p>Adult number for the men and women seem to be good, like most clubs though there has been a drop in numbers. In both KF & Junior teams and senior teams there has been a decrease in numbers since Covid.</p>	0	1	0	0	1	0	1	1	0	<p>Additional coaches</p> <p>Floodlighting at current grass pitch (to extend hours of use)</p> <p>Additional facilities such as changing rooms</p>

Club Name	Site Name	Sub-area	Changes in team numbers since before Covid-19	Next 5 years' plans – additional teams									What is needed to increase teams?
				Adult Male	Adult Female	Boys U17-U18	Boys U12-U16	Girls U17-U18	Girls U15-U16	Girls U13-U14	Girls U12	Mixed U7-U11	
Reading Abbey RFC	ROSE HILL	South (South Oxfordshire)	Yes a decrease in the adult game	1	0	0	0	1	1	1	1	5	Additional volunteers Additional coaches Additional grass pitches for matches Additional grass pitches for training Floodlighting at current grass pitch (to extend hours of use) Access to an artificial grass pitch for training Additional facilities such as changing rooms
Wallingford RFC	WALLINGFORD SPORTS PARK	West (South Oxfordshire)	Numbers are in general the same now as pre covid. We have however added the Junior Girls sides. Wallingford touch also regally has 40	1	1	1	3	1	1	1	1	5	Additional volunteers Additional coaches Additional grass pitches for matches Additional grass pitches for training Floodlighting at current grass pitch (to extend hours of use) Access to an artificial grass pitch for training Additional facilities such as changing rooms

hh)Playing Pitch Calculator

Several scenarios have been “run” through the Sport England playing pitch calculator for each sub-area to understand potential demand for playing pitches by the end of the strategy period and for individual strategic housing allocations where there is not yet any confirmation of the provision to be made for sport. The scenarios for these areas have been run for the following:

1. A 0% change in participation rates across all sports;
2. Specific % increases in participation rates agreed with the sports governing bodies, which reflect the most likely change across age groups and sexes;
3. A 10% participation rate increase representing an ambitious “top-end” of change, unlikely to emerge based on previous trends but representing ambition if provision for this rate is viable. These higher % increases may be achievable in one or two age groups or sexes in one or two sports but evidence suggests that this is unlikely based on what we know.

Scenario 2 participation rates to test were agreed as follows.

Rugby Union	Participation Rate Increase
Men (19-45yrs)	1%
Women (19-45yrs)	3%
Boys (13-18yrs)	4%
Girls (13-18yrs)	5%
Mixed (7-12yrs)	5%

The playing pitch calculator works by entering the current population for an area, the current number of teams in the area and an additional projected population likely to arise in the area. As noted above, participation rate changes can be entered to allow for potential growth. This can therefore take into account factors such as unmet, latent and aspirational demand, but all figures emerging from the calculator will be “sense checked” during the full assessment process. The results provide the estimated additional number of pitches required to serve demand from the additional population and related costs. The figures do not mean that the suggested number of pitches must be provided in the area to which the scenario relates. The full assessment will “ground” figures from the calculator and apply realistic and appropriate apportionment of the calculator’s figures for demand.

Note: The appropriate way to meet the estimated demand

It is important the results are looked at alongside the findings, recommendations and action plan of the PPS for the area to help determine the most appropriate way of meeting the demand and justifying any resulting proposals. This should include:

1. Using the PPS to understand the nature of the playing pitch sites within an appropriate catchment of the new population along with issues, recommendations and actions relevant to that area.
2. Looking at the different ways in which the demand could be met, including for example:
 - a. Enhancing existing provision to increase its capacity, supported by suitable management and maintenance arrangements to ensure the greater capacity is maintained over the longer term;
 - b. Undertaking works, and ensuring long term maintenance and access arrangements, to secure new or greater community use of existing provision;
 - c. Providing new pitches on new sites (natural and/or artificial grass pitches).
3. Having regard to the Government's regulations, policy and guidance regarding the use of the Community Infrastructure Levy and planning obligations (e.g. the Regulation 122 tests)

Note: If the decision is taken to provide new pitches, then the calculator takes the estimated demand for the use of pitches for matches and training activity and converts this into an estimate of the likely pitch provision required to meet the demand. Indicative costs are also provided to provide this level of pitch provision.

Outputs from the calculator are reproduced below for each sub-area and housing allocation sites where the PPS has the opportunity to influence provision. Full input and output files from the calculator are available if required for further scrutiny.

Given that the population projections for the District provided to us have been derived on a different basis to the basic method we have used for the allocation sites, figures for the allocations sites may not represent an exact proportion of the sub-area total as a whole, but nevertheless provide a good guide for likely demand to arise from the developments.

North Sub-Area

Scenario 1 - 0% change in participation rate

Part 4: Estimated demand and costs for new pitches (matches and training demand) and ancillary provision					
	Number of pitches required to meet the estimated demand	Capital Cost	Lifecycle Cost (per annum)	Changing rooms (number)	Changing rooms (capital cost)
Rugby Union	3.92	£670,835	£143,559	7.84	£1,582,751

Scenario 2 – NGB agreed change in participation rate

Part 4: Estimated demand and costs for new pitches (matches and training demand) and ancillary provision					
	Number of pitches required to meet the estimated demand	Capital Cost	Lifecycle Cost (per annum)	Changing rooms (number)	Changing rooms (capital cost)
Rugby Union	4.01	£686,333	£146,875	8.02	£1,619,316

Scenario 3 – “High” 10% change in participation rate

Part 4: Estimated demand and costs for new pitches (matches and training demand) and ancillary provision					
	Number of pitches required to meet the estimated demand	Capital Cost	Lifecycle Cost (per annum)	Changing rooms (number)	Changing rooms (capital cost)
Rugby Union	4.31	£737,918	£157,915	8.62	£1,741,026

Scenarios have been run based on a population of around 1,200 derived from an average household size of 2.4 people. This is considered sufficient for the purposes of calculating potential demand for pitch sports from the development once it has been delivered. Changes to the household size would likely be tenths of a whole, which would result in a very minimal change to pitch demand established through the calculator, particularly when making assumptions about pitch number rounding. Figures represent a part of the total for the sub-area and are not in addition to other figures for scenarios run for the whole sub-area.

Scenario 1 - 0% change in participation rate

Part 4: Estimated demand and costs for new pitches (matches and training demand) and ancillary provision					
	Number of pitches required to meet the estimated demand	Capital Cost	Lifecycle Cost (per annum)	Changing rooms (number)	Changing rooms (capital cost)
Rugby Union	1.09	£187,359	£40,095	2.19	£442,051

Scenario 2 – NGB agreed change in participation rate

Part 4: Estimated demand and costs for new pitches (matches and training demand) and ancillary provision					
	Number of pitches required to meet the estimated demand	Capital Cost	Lifecycle Cost (per annum)	Changing rooms (number)	Changing rooms (capital cost)
Rugby Union	1.12	£191,688	£41,021	2.24	£452,263

Scenario 3 – “High” 10% change in participation rate

Part 4: Estimated demand and costs for new pitches (matches and training demand) and ancillary provision					
	Number of pitches required to meet the estimated demand	Capital Cost	Lifecycle Cost (per annum)	Changing rooms (number)	Changing rooms (capital cost)
Rugby Union	1.20	£206,095	£44,104	2.41	£486,256

Land North of Bayswater Brook Housing Allocation (c.1,450 dwellings)

Scenarios have been run based on a population of around 3,480 derived from an average household size of 2.4 people. This is considered sufficient for the purposes of calculating potential demand for pitch sports from the development once it has been delivered. Changes to the household size would likely be tenths of a whole, which would result in a very minimal change to pitch demand established through the calculator, particularly when making assumptions about pitch number rounding. Figures represent a part of the total for the sub-area and are not in addition to other figures for scenarios run for the whole sub-area.

Scenario 1 - 0% change in participation rate

Part 4: Estimated demand and costs for new pitches (matches and training demand) and ancillary provision					
	Number of pitches required to meet the estimated demand	Capital Cost	Lifecycle Cost (per annum)	Changing rooms (number)	Changing rooms (capital cost)
Rugby Union	3.17	£543,281	£116,262	6.35	£1,281,804

Scenario 2 – NGB agreed change in participation rate

Part 4: Estimated demand and costs for new pitches (matches and training demand) and ancillary provision					
	Number of pitches required to meet the estimated demand	Capital Cost	Lifecycle Cost (per annum)	Changing rooms (number)	Changing rooms (capital cost)
Rugby Union	3.25	£555,833	£118,948	6.49	£1,311,417

Scenario 3 – “High” 10% change in participation rate

Part 4: Estimated demand and costs for new pitches (matches and training demand) and ancillary provision					
	Number of pitches required to meet the estimated demand	Capital Cost	Lifecycle Cost (per annum)	Changing rooms (number)	Changing rooms (capital cost)
Rugby Union	3.49	£597,609	£127,888	6.98	£1,409,985

South Sub-Area

Scenario 1 - 0% change in participation rate

Part 4: Estimated demand and costs for new pitches (matches and training demand) and ancillary provision					
	Number of pitches required to meet the estimated demand	Capital Cost	Lifecycle Cost (per annum)	Changing rooms (number)	Changing rooms (capital cost)
Rugby Union	0.16	£27,582	£5,903	0.32	£65,077

Scenario 2 – NGB agreed change in participation rate

Part 4: Estimated demand and costs for new pitches (matches and training demand) and ancillary provision					
	Number of pitches required to meet the estimated demand	Capital Cost	Lifecycle Cost (per annum)	Changing rooms (number)	Changing rooms (capital cost)
Rugby Union	0.17	£28,466	£6,092	0.33	£67,163

Scenario 3 – “High” 10% change in participation rate

Part 4: Estimated demand and costs for new pitches (matches and training demand) and ancillary provision					
	Number of pitches required to meet the estimated demand	Capital Cost	Lifecycle Cost (per annum)	Changing rooms (number)	Changing rooms (capital cost)
Rugby Union	0.18	£30,341	£6,493	0.35	£71,585

East Sub-Area

Scenario 1 - 0% change in participation rate

Part 4: Estimated demand and costs for new pitches (matches and training demand) and ancillary provision					
	Number of pitches required to meet the estimated demand	Capital Cost	Lifecycle Cost (per annum)	Changing rooms (number)	Changing rooms (capital cost)
Rugby Union	2.26	£386,682	£82,750	4.52	£912,327

Scenario 2 – NGB agreed change in participation rate

Part 4: Estimated demand and costs for new pitches (matches and training demand) and ancillary provision					
	Number of pitches required to meet the estimated demand	Capital Cost	Lifecycle Cost (per annum)	Changing rooms (number)	Changing rooms (capital cost)
Rugby Union	2.33	£399,491	£85,491	4.67	£942,549

Scenario 3 – “High” 10% change in participation rate

Part 4: Estimated demand and costs for new pitches (matches and training demand) and ancillary provision					
	Number of pitches required to meet the estimated demand	Capital Cost	Lifecycle Cost (per annum)	Changing rooms (number)	Changing rooms (capital cost)
Rugby Union	2.48	£425,350	£91,025	4.97	£1,003,559

West Sub-Area

Scenario 1 - 0% change in participation rate

Part 4: Estimated demand and costs for new pitches (matches and training demand) and ancillary provision					
	Number of pitches required to meet the estimated demand	Capital Cost	Lifecycle Cost (per annum)	Changing rooms (number)	Changing rooms (capital cost)
Rugby Union	2.80	£478,897	£102,484	5.59	£1,129,898

Scenario 2 – NGB agreed change in participation rate

Part 4: Estimated demand and costs for new pitches (matches and training demand) and ancillary provision					
	Number of pitches required to meet the estimated demand	Capital Cost	Lifecycle Cost (per annum)	Changing rooms (number)	Changing rooms (capital cost)
Rugby Union	2.90	£496,010	£106,146	5.79	£1,170,274

Scenario 3 – “High” 10% change in participation rate

Part 4: Estimated demand and costs for new pitches (matches and training demand) and ancillary provision					
	Number of pitches required to meet the estimated demand	Capital Cost	Lifecycle Cost (per annum)	Changing rooms (number)	Changing rooms (capital cost)
Rugby Union	3.08	£526,787	£112,732	6.15	£1,242,887

Berinsfield Housing Allocation (c.1,700 dwellings)

Scenarios have been run based on a population of around 4,080 derived from an average household size of 2.4 people. This is considered sufficient for the purposes of calculating potential demand for pitch sports from the development once it has been delivered. Changes to the household size would likely be tenths of a whole, which would result in a very minimal change to pitch demand established through the calculator, particularly when making assumptions about pitch number rounding. Figures represent a part of the total for the sub-area and are not in addition to other figures for scenarios run for the whole sub-area.

Scenario 1 - 0% change in participation rate

Part 4: Estimated demand and costs for new pitches (matches and training demand) and ancillary provision					
	Number of pitches required to meet the estimated demand	Capital Cost	Lifecycle Cost (per annum)	Changing rooms (number)	Changing rooms (capital cost)
Rugby Union	0.32	£54,720	£11,710	0.64	£129,104

Scenario 2 – NGB agreed change in participation rate

Part 4: Estimated demand and costs for new pitches (matches and training demand) and ancillary provision					
	Number of pitches required to meet the estimated demand	Capital Cost	Lifecycle Cost (per annum)	Changing rooms (number)	Changing rooms (capital cost)
Rugby Union	0.33	£56,675	£12,128	0.66	£133,718

Scenario 3 – “High” 10% change in participation rate

Part 4: Estimated demand and costs for new pitches (matches and training demand) and ancillary provision					
	Number of pitches required to meet the estimated demand	Capital Cost	Lifecycle Cost (per annum)	Changing rooms (number)	Changing rooms (capital cost)
Rugby Union	0.35	£60,192	£12,881	0.70	£142,015

Culham Science Centre Housing Allocation (c.3,500 dwellings) (nr Abingdon)

Scenarios have been run based on a population of around 8,400 derived from an average household size of 2.4 people. This is considered sufficient for the purposes of calculating potential demand for pitch sports from the development once it has been delivered. Changes to the household size would likely be tenths of a whole, which would result in a very minimal change to pitch demand established through the calculator, particularly when making assumptions about pitch number rounding. Figures represent a part of the total for the sub-area and are not in addition to other figures for scenarios run for the whole sub-area.

Scenario 1 - 0% change in participation rate

Part 4: Estimated demand and costs for new pitches (matches and training demand) and ancillary provision					
	Number of pitches required to meet the estimated demand	Capital Cost	Lifecycle Cost (per annum)	Changing rooms (number)	Changing rooms (capital cost)
Rugby Union	0.66	£112,660	£24,109	1.32	£265,807

Scenario 2 – NGB agreed change in participation rate

Part 4: Estimated demand and costs for new pitches (matches and training demand) and ancillary provision					
	Number of pitches required to meet the estimated demand	Capital Cost	Lifecycle Cost (per annum)	Changing rooms (number)	Changing rooms (capital cost)
Rugby Union	0.68	£116,686	£24,971	1.36	£275,306

Scenario 3 – “High” 10% change in participation rate

Part 4: Estimated demand and costs for new pitches (matches and training demand) and ancillary provision					
	Number of pitches required to meet the estimated demand	Capital Cost	Lifecycle Cost (per annum)	Changing rooms (number)	Changing rooms (capital cost)
Rugby Union	0.72	£123,926	£26,520	1.45	£292,388

Grenoble Road Housing Allocation (c.3,000 dwellings) (nr Oxford)

Scenarios have been run based on a population of around 7,200 derived from an average household size of 2.4 people. This is considered sufficient for the purposes of calculating potential demand for pitch sports from the development once it has been delivered. Changes to the household size would likely be tenths of a whole, which would result in a very minimal change to pitch demand established through the calculator, particularly when making assumptions about pitch number rounding. Figures represent a part of the total for the sub-area and are not in addition to other figures for scenarios run for the whole sub-area.

Scenario 1 - 0% change in participation rate

Part 4: Estimated demand and costs for new pitches (matches and training demand) and ancillary provision					
	Number of pitches required to meet the estimated demand	Capital Cost	Lifecycle Cost (per annum)	Changing rooms (number)	Changing rooms (capital cost)
Rugby Union	0.56	£96,567	£20,665	1.13	£227,838

Scenario 2 – NGB agreed change in participation rate

Part 4: Estimated demand and costs for new pitches (matches and training demand) and ancillary provision					
	Number of pitches required to meet the estimated demand	Capital Cost	Lifecycle Cost (per annum)	Changing rooms (number)	Changing rooms (capital cost)
Rugby Union	0.58	£100,018	£21,404	1.17	£235,980

Scenario 3 – “High” 10% change in participation rate

Part 4: Estimated demand and costs for new pitches (matches and training demand) and ancillary provision					
	Number of pitches required to meet the estimated demand	Capital Cost	Lifecycle Cost (per annum)	Changing rooms (number)	Changing rooms (capital cost)
Rugby Union	0.62	£106,224	£22,732	1.24	£250,622

Northfield Housing Allocation (c.1,800 dwellings) (nr Oxford)

Scenarios have been run based on a population of around 4,320 derived from an average household size of 2.4 people. This is considered sufficient for the purposes of calculating potential demand for pitch sports from the development once it has been delivered. Changes to the household size would likely be tenths of a whole, which would result in a very minimal change to pitch demand established through the calculator, particularly when making assumptions about pitch number rounding. Figures represent a part of the total for the sub-area and are not in addition to other figures for scenarios run for the whole sub-area.

Scenario 1 - 0% change in participation rate

Part 4: Estimated demand and costs for new pitches (matches and training demand) and ancillary provision					
	Number of pitches required to meet the estimated demand	Capital Cost	Lifecycle Cost (per annum)	Changing rooms (number)	Changing rooms (capital cost)
Rugby Union	0.34	£57,940	£12,399	0.68	£136,703

Scenario 2 – NGB agreed change in participation rate

Part 4: Estimated demand and costs for new pitches (matches and training demand) and ancillary provision					
	Number of pitches required to meet the estimated demand	Capital Cost	Lifecycle Cost (per annum)	Changing rooms (number)	Changing rooms (capital cost)
Rugby Union	0.35	£60,011	£12,842	0.70	£141,588

Scenario 3 – “High” 10% change in participation rate

Part 4: Estimated demand and costs for new pitches (matches and training demand) and ancillary provision					
	Number of pitches required to meet the estimated demand	Capital Cost	Lifecycle Cost (per annum)	Changing rooms (number)	Changing rooms (capital cost)
Rugby Union	0.37	£63,734	£13,639	0.74	£150,373

Chalgrove Airfield Housing Allocation (c.3,000 dwellings)

Scenarios have been run based on a population of around 7,200 derived from an average household size of 2.4 people. This is considered sufficient for the purposes of calculating potential demand for pitch sports from the development once it has been delivered. Changes to the household size would likely be tenths of a whole, which would result in a very minimal change to pitch demand established through the calculator, particularly when making assumptions about pitch number rounding. Figures represent a part of the total for the sub-area and are not in addition to other figures for scenarios run for the whole sub-area.

Scenario 1 - 0% change in participation rate

Part 4: Estimated demand and costs for new pitches (matches and training demand) and ancillary provision					
	Number of pitches required to meet the estimated demand	Capital Cost	Lifecycle Cost (per annum)	Changing rooms (number)	Changing rooms (capital cost)
Rugby Union	0.57	£102,241	£18,915	1.14	£243,211

Scenario 2 – NGB agreed change in participation rate

Part 4: Estimated demand and costs for new pitches (matches and training demand) and ancillary provision					
	Number of pitches required to meet the estimated demand	Capital Cost	Lifecycle Cost (per annum)	Changing rooms (number)	Changing rooms (capital cost)
Rugby Union	0.59	£105,896	£19,591	1.18	£251,903

Scenario 3 – “High” 10% change in participation rate

Part 4: Estimated demand and costs for new pitches (matches and training demand) and ancillary provision					
	Number of pitches required to meet the estimated demand	Capital Cost	Lifecycle Cost (per annum)	Changing rooms (number)	Changing rooms (capital cost)
Rugby Union	0.63	£112,466	£20,806	1.25	£267,532

ii) Comparing Current Supply / Demand and Future Demand

A	B	C	D	E	F	G	H	I	
Sub Area	Site Name (known as)	Club	Security of com. use	Supply / demand balance	Additional match equivalents per week by 2041 required from projected (new) demand <u>across sub-area</u>	Possible supply / demand balance by 2041 (match equivalents) across sub-area (difference between E and F)	Additional carrying capacity brought to existing club sites if pitch quality improved to D2/M2 (table m) quality figures subtracted from D2/M2 capacity of 3.25 match equivalents)	Residual additional pitches required (if provided at D2/M2 quality) to 2041 after existing pitch quality improved (G-H)	Notes
East (South Oxfordshire)	CHINNOR RUGBY CLUB 12 (Pitch 1)	Chinnor RFC	Secure	-2.75	Calculator Scenario 2: 2.33 pitches = 7.6 match equivalents if pitch provided to D2/M2 quality	-24.35 match equivalents, equating to a need for an equivalent of an additional 7.5 pitches if pitches provided to D2/M2 quality	+1.75	17.35 match equivalents equating to a need for an equivalent of an additional 5.5 pitches if pitches provided to D2/M2 quality	Should the 10 pitches at the Thame Showground be available for club use as secure use pitches, the additional capacity required can be accommodated on these existing pitches. Continued unsecure use put the club's existing capacity and potential for growth at risk. An additional risk to security of capacity is continued use by the club of Pitch 4, not owned by the club. Therefore, if Thame Showground becomes unavailable and the club loses use of Pitch 4, 6.5 additional new pitches will be required by 2041. The club currently has to play 60% of its youth matches away as the club is limited by pitch and changing space. Additional changing room space will also be important to provide at the club.
	CHINNOR RUGBY CLUB 13 (Pitch 2)		Secure	-2			+1.75		
	CHINNOR RUGBY CLUB 14 (Pitch 3)		Secure	-8			+1.75		
	CHINNOR RUGBY CLUB 2 (Pitch 4)		Unsecure	-4			+1.75		
North (South)	HOLTON PLAYING FIELDS 4	Wheatley RFC	Secure	-2.5	Calculator Scenario 2: 4 pitches = 13 match equivalents if pitch	-31.5 match equivalents, equating to a need for an	+1.25	25 match equivalents equating to a need for an	Wheatley RFC is projected to have a small amount of growth and so one additional pitch would seem sufficient to accommodate growth to

A	B	C	D	E	F	G	H	I	
Sub Area	Site Name (known as)	Club	Security of com. use	Supply / demand balance	Additional match equivalents per week by 2041 required from additional projected (new) demand <u>across sub-area</u>	Possible supply / demand balance by 2041 (match equivalents) across sub-area (difference between E and F)	Additional carrying capacity brought to existing club sites if pitch quality improved to D2/M2 (table m) quality figures subtracted from D2/M2 capacity of 3.25 match equivalents)	Residual additional pitches required (if provided at D2/M2 quality) to 2041 after existing pitch quality improved (G-H)	Notes
Oxfordshire)	(Wheatley RFC Main Pitch)				provided to D2/M2 quality	equivalent of an additional 9.7 pitches if pitches provided to D2/M2 quality		equivalent of an additional 7.7 pitches if pitches provided to D2/M2 quality	2041. Some additional demand from the West sub-area could also be accommodated on an extra pitch.
	HORSPATH SPORTS GROUND 14 (Horspath Recreation Ground / Oxford Harlequins RFC Pitch 3)	Oxford Harlequins RFC	Secure	-7.5			+1.75		Oxford Harlequins RFC is projected to see significant growth and so is likely to require the majority of additional new pitch capacity in the sub-area (c.6 pitches). The club has access to its full-size 3G which is used for 31 of the 38 hours available, with only 2 hours used for football. There is a little available capacity, therefore, although not necessarily at the right time and day needed for additional play. An additional WR22 compliant 3G pitch could provide additional capacity to reduce the number of additional grass pitches required. The ground is also used for other sports, softball and baseball outside of the winter season and gaelic football (Eire Og club) in the sport's late Spring / Summer season. Some of the projected additional demand in the sub-area arising at Culham Science Centre and Berinsfield strategic housing allocations (equating to 1 pitch) could manifest at Abingdon RFC in Vale of the White Horse rather than at Oxford Harlequins and so one of
	HORSPATH SPORTS GROUND 13 (Horspath Recreation Ground / Oxford Harlequins RFC Pitch 2)	Oxford Harlequins RFC	Secure	-4.75			+1.75		
	HORSPATH SPORTS GROUND 12	Oxford Harlequins RFC	Secure	-3.75			+1.75		

A	B	C	D	E	F	G	H	I	
Sub Area	Site Name (known as)	Club	Security of com. use	Supply / demand balance	Additional match equivalents per week by 2041 required from additional projected (new) demand <u>across sub- area</u>	Possible supply / demand balance by 2041 (match equivalents) across sub-area (difference between E and F)	Additional carrying capacity brought to existing club sites if pitch quality improved to D2/M2 (table m) quality figures subtracted from D2/M2 capacity of 3.25 match equivalents)	Residual additional pitches required (if provided at D2/M2 quality) to 2041 after existing pitch quality improved (G-H)	Notes
	(Horspath Recreation Ground / Oxford Harlequins RFC Pitch 1)								<p>these pitches could be best provided through additional capacity at Abingdon RFC.</p> <p>Some of the West sub-area's projected demand from strategic housing allocations could appear at Oxford Harlequins RFC and it is appropriate to apportion up to one pitch of this demand at the club and up to one pitch at Oxford RFC in Vale of the White Horse.</p> <p>Should a significant level of imported demand arise from Oxford, this could lead to an increased need for grass pitch capacity.</p> <p>A total of 7 additional pitches is therefore a reasonable level of potential demand at the club, although a second 3G would reduce this number.</p> <p>Additional changing room space will also be important to provide at the club with only 6 changing rooms available, with only being self-contained.</p> <p>Discussion has suggested that there might be aspirations to redevelop the Horspath site with sports provision relocated elsewhere. Any replacement should be provided to the same or better quality, but opportunities should be taken to</p>

A	B	C	D	E	F	G	H	I	
Sub Area	Site Name (known as)	Club	Security of com. use	Supply / demand balance	Additional match equivalents per week by 2041 required from projected (new) demand <u>across sub-area</u>	Possible supply / demand balance by 2041 (match equivalents) across sub-area (difference between E and F)	Additional carrying capacity brought to existing club sites if pitch quality improved to D2/M2 (table m) quality figures subtracted from D2/M2 capacity of 3.25 match equivalents)	Residual additional pitches required (if provided at D2/M2 quality) to 2041 after existing pitch quality improved (G-H)	Notes
									provide a new hub which caters for demand identified arising to 2041.
South (South Oxfordshire)	HENLEY RUGBY CLUB 16 (Pitch 1)	Henley RFC	Secure	-2	Calculator Scenario 2: 0.17 pitches = 0.5 match equivalents if pitch provided to D2/M2 quality	-35.25 match equivalents, equating to a need for an equivalent of an additional 9.7 pitches if pitches provided to D2/M2 quality	+1.75	12 match equivalents equating to a need for an equivalent of an additional 3.7 pitches if pitches provided to D2/M2 quality	Henley RFC uses a small 3G pitch at its home ground in addition to its grass pitches, which currently has capacity to accommodate additional training slots (subject to whether these are on a preferred day for training). The club also currently also utilizes grass pitches at Henley College when necessary (at Rotherfield) to supplement their home ground grass pitch use. If this use can be formalised as secure community use and / or a proposed WR22 compliant full-size 3G pitch is developed by the College on their Rotherfield pitch site or the club can get some use of a new 3G if needed and developed elsewhere in Henley to accommodate rugby training (e.g. Jubilee Park), it is unlikely that additional new grass pitches would be necessary for the club if their existing pitch quality can also be improved to increase capacity.
	HENLEY RUGBY CLUB 17 (Pitch 2)	Henley RFC	Secure	-3.75			+2.75		
	HENLEY RUGBY CLUB 2 (Pitch 5)	Henley RFC	Secure	-1.5			+2.75		
	HENLEY RUGBY CLUB 3 (Pitch 3)	Henley RFC	Secure	-1.75			+2.75		
	HENLEY RUGBY CLUB 4 (Pitch 4)	Henley RFC	Secure	-1.25			+2.75		
	ROSE HILL 1	Reading Abbey RFC	Secure	-8.25			+1.75		Reading Abbey RFC has some ambition to grow the number of teams it has and is a large club. It would seem appropriate to consider
	ROSE HILL 2	Reading Abbey RFC	Secure	-0.25			+1.75		

A	B	C	D	E	F	G	H	I	
Sub Area	Site Name (known as)	Club	Security of com. use	Supply / demand balance	Additional match equivalents per week by 2041 required from additional projected (new) demand <u>across sub-area</u>	Possible supply / demand balance by 2041 (match equivalents) across sub-area (difference between E and F)	Additional carrying capacity brought to existing club sites if pitch quality improved to D2/M2 (table m) quality figures subtracted from D2/M2 capacity of 3.25 match equivalents)	Residual additional pitches required (if provided at D2/M2 quality) to 2041 after existing pitch quality improved (G-H)	Notes
	ROSE HILL 3	Reading Abbey RFC	Secure	-1.75			+1.75		<p>an additional 2-3 pitches to serve the club on the basis of demand projections, assuming that the quality of the existing pitches can also be improved to increase capacity at the home ground. There could be additional demand arising from Reading and imported into the district. Without an up-to-date PPS for Reading it is difficult to project figures for potential imported demand with any real accuracy. Demand at Rose Hill should therefore be reviewed when Reading has an up-to-date PPS in place and until that time it would be sensible to plan for some more additional demand over and above that projected by the calculator for the sub-area. A suggested "reserve" additional 4th grass pitch should be considered in the longer-term as a result. The club could benefit from access to a WR22 compliant 3G or at least a 3G which has the appropriate shock pad and pile to support evening training. Opportunities in Sonning Common at Bishopswood (Rotherfield Utd) where the football club has an ambition for a 3G on its home ground, could be explored to reduce the overall demand for grass pitches</p>
	ROSE HILL 4	Reading Abbey RFC	Secure	-2.75			+1.75		
	ROSE HILL 5	Reading Abbey RFC	Secure	-4.5			+1.75		
	ROSE HILL 6	Reading Abbey RFC	Secure	-7			+1.75		

A	B	C	D	E	F	G	H	I	
Sub Area	Site Name (known as)	Club	Security of com. use	Supply / demand balance	Additional match equivalents per week by 2041 required from additional projected (new) demand <u>across sub-area</u>	Possible supply / demand balance by 2041 (match equivalents) across sub-area (difference between E and F)	Additional carrying capacity brought to existing club sites if pitch quality improved to D2/M2 (table m) quality figures subtracted from D2/M2 capacity of 3.25 match equivalents)	Residual additional pitches required (if provided at D2/M2 quality) to 2041 after existing pitch quality improved (G-H)	Notes
									at Rose Hill or close by to serve Reading Abbey RFC. Additional changing room space will also be important to provide at the club, which finds logistics of match day kick off times difficult with the limited availability of changing rooms.
West (South Oxfordshire)	WALLINGFORD SPORTS PARK 10 (Main pitch 1)	Wallingford RFC	Secure	0.5	Calculator Scenario 2: 2.9 pitches = 9.5 match equivalents if pitch provided to D2/M2 quality	-13.25 match equivalents, equating to a need for an equivalent of an additional 4 pitches if pitches provided to D2/M2 quality	+1.25	0.75 match equivalents equating to a need for an equivalent of an additional 0.2 pitches if pitches provided to D2/M2 quality	Should the quality of pitches be improved, thus increasing capacity, this will provide sufficient capacity to absorb almost all of the sub-area's projected growth. However, an additional grass pitch or some capacity on a WR22 compliant 3G would help to provide additional capacity for growth towards 2041 should it emerge on the ground. In reality, it is likely that much of the demand suggested by the calculator figures in this sub-area will emerge from strategic housing growth at Chalgrove, Berinsfield, Culham, on the edge of Oxford, and in Didcot. 1 pitch of additional demand of the West's 2.9 pitches has been apportioned to Abingdon RFC in Vale (from Culham and Berinsfield allocations). Didcot RFC sits within Vale of the White Horse District and
	WALLINGFORD SPORTS PARK 11 (Junior 1)	Wallingford RFC	Secure	-5.5			+1.75		
	WALLINGFORD SPORTS PARK 12 (Training Pitch)	Wallingford RFC	Secure	1.5			+1.25		
	WALLINGFORD SPORTS	Wallingford RFC	Secure	-1			+2.75		

A	B	C	D	E	F	G	H	I	Notes	
Sub Area	Site Name (known as)	Club	Security of com. use	Supply / demand balance	Additional match equivalents per week by 2041 required from projected (new) demand <u>across sub- area</u>	Possible supply / demand balance by 2041 (match equivalents) across sub-area (difference between E and F)	Additional carrying capacity brought to existing club sites if pitch quality improved to D2/M2 (table m) quality figures subtracted from D2/M2 capacity of 3.25 match equivalents)	Residual additional pitches required (if provided at D2/M2 quality) to 2041 after existing pitch quality improved (G-H)		
	PARK 7 (Junior 2)									so it is sensible to apportion some of the 2.9 pitches additional demand to Didcot RFC. There is an aspiration for a full-size sports-lit 3G pitch at the Sports Park. Provision of such a pitch could benefit rugby capacity if the surface has a shock pad and has the appropriate pile to accommodate rugby training. Access to some time on a 3G would reduce the additional demand for grass pitch capacity on the site.
	WALLINGFORD SPORTS PARK 8 (Junior 3)	Wallingford RFC	Secure	-1.5			+2.75			
	WALLINGFORD SPORTS PARK 9 (Junior 4)	Wallingford RFC	Secure	-0.25			+2.75			

jj) Testing Scenarios

Scenario A - No education sites in supply (which currently have community use)

		Education sites <u>supply</u> (match equivalents / hours for AGPs)										Main Implications
		Grass								3G	Sand / water	
		Football					Rugby		Cricket			
		11v11 adult	11v11 youth	9v9	7v7	5v5	Senior	Junior				
North	Secure*	-	-	-	-	-	-	-	-	-	-	
	Unsecure	-	2	2	4	8	-	-	-	-	-	Losses: Wheatley Primary School (1 x 11v11 youth, 2 x 7v7, 3 x 5v5, 1 x 9v9).

		Education sites <u>supply</u> (match equivalents / hours for AGPs)									Main Implications	
		Grass							3G	Sand / water		
		Football					Rugby					Cricket
		11v11 adult	11v11 youth	9v9	7v7	5v5	Senior	Junior				
												The school is currently being used by Wheatley FC as a supplementary ground. Demand on the pitches is estimated as 0.5 match equivalent on each pitch, but loss of use of the school would present a challenge to the club to accommodate demand.
South	Secure*	-	-	-	-	-	-	-	-	-	-	Losses: Maiden Erleigh Chiltern Edge School (1 x 11v11 youth), The Oratory Prep School (2 x adult), The Oratory Sports Centre (2 x adult, 1 x 11v11 youth). Reading Utd (2 teams) use the pitches at The Oratory Prep School, while three teams use pitches at The Oratory Sports Centre, representing 2.5 match equivalents lost if the pitches were to be removed from supply. There is potential mitigation of proposed loss of grass playing fields to development at Maiden Erleigh Chiltern Edge School with a new 3G at Rotherfield Utd (Bishopswood). * Two rugby pitches used for training by Henley RFC at Henley College (Rotherfield). No demand recorded to align with RFU preference but loss of use would mean all demand placed upon RFC owned pitches at the club site, as data already records.
	Unsecure	6	4	-	-	-	*	-	-	-	-	
West	Secure*	-	-	-	-	-	-	-	-	-	-	

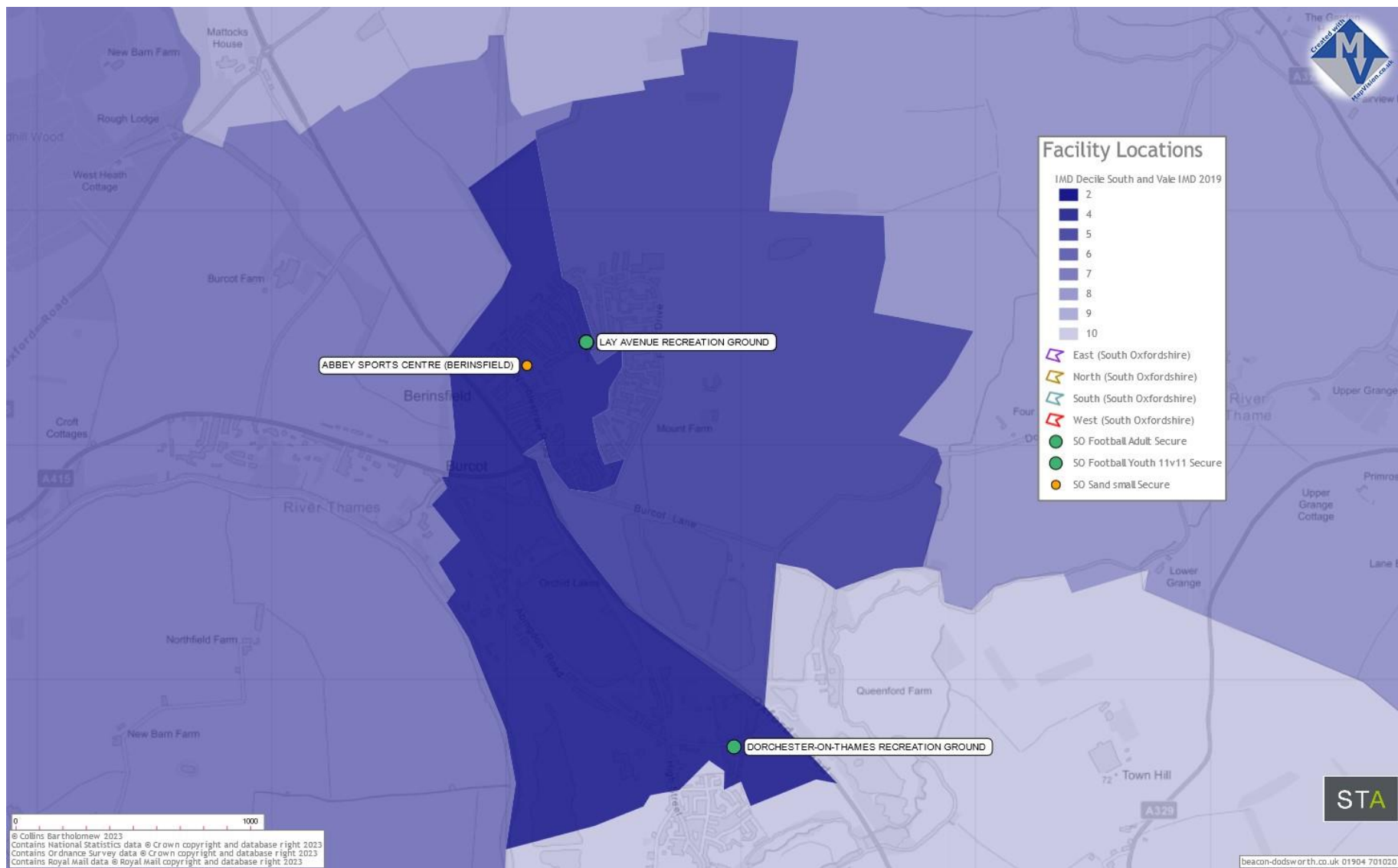
		Education sites <u>supply</u> (match equivalents / hours for AGPs)									Main Implications		
		Grass							3G	Sand / water			
		Football					Rugby						Cricket
		11v11 adult	11v11 youth	9v9	7v7	5v5	Senior	Junior					
	Unsecure	2	4	3	4	4	-	-	-	-	-	Losses: Europa School, Culham (1 x 11v11 youth, 1 x 9v9, 1 x 7v7, 1 x 5v5), Willowcroft Community School (1 x 11v11 youth), Birinus School – The Triangle (1 x 9v9, 2 x adult). 7 teams use Europa School’s pitches representing 3.5 match equivalents across the pitches used. One Didcot Dynamos team (U6s) use the pitch at Willowcroft School, while 11 Didcot Casuals Youth teams use the pitches at The Triangle and would represent a significant level of displacement if use of these pitches was lost, given the levels of demand on other football pitches in the town.	
East	Secure*	-	-	-	-	-	-	-	-	-	-		
	Unsecure	-	-	-	-	-	-	-	30	-	29	Losses: Lord Williams’ School sand AGP (full size) with 28 hours of available supply would be lost, with 21 hours currently used by Thame HC, without which the club would not have a home ground to use in the town, representing a gsignificant loss and risk which should be addressed through the strategy. At Nettlebed School, only 4 hours of use would be lost (1 hour full size time equivalent), but this could be significant for the users with the next nearest AGPs at Wallingford and Henley, both of which have little or no available time for additional use. <u>Lord Williams School grass pitches are used by Tame Town CC for 2 senior teams.</u>	

		Education sites <u>supply</u> (match equivalents / hours for AGPs)									Main Implications	
		Grass							3G	Sand / water		
		Football					Rugby					Cricket
		11v11 adult	11v11 youth	9v9	7v7	5v5	Senior	Junior				
												The club would like to secure this site and create a partnership with the school for a more permanent home. If this site was lost then an 18 match equivalents (or 4 grass pitches) would need to be secured elsewhere.
Total	Secure*	-	-	-	-	-	-	-	-	-	-	
	Unsecure	-	-	-	-	-	-	-	30			

Notes: * Education sites, even with a secure community use agreement in place, are not considered secure enough to provide long-term security.

Scenario B - Supply lost in areas of high deprivation

	Indices of Multiple Deprivation (high levels) – named areas	Pitches excluded	Notes
West	LSOA 006B, Berinsfield Ward	Lay Avenue grass football pitches Abbey Sports Centre AGP Dorchester-on-Thames Recreation Ground grass football pitches	This is the only location in the top 40% areas of deprivation in the country in South Oxfordshire with playing pitches within it. It seems unlikely that this area would be lost to supply with the Garden Village status given to the Berinsfield major housing development



Scenario C – no Artificial Grass Pitches provided

If no 3G pitches are delivered beyond those in the pipeline, for each full-size pitch, an estimated 5-6 full-size grass pitches with sports lighting will be required to replace lost training opportunities provided on weekday evenings by one 3G pitch. These replacement grass pitches would need to be provided to a good quality and would need to drain freely and maintained to a high standard so that winter rain does not render the pitches unplayable during the season.

Management of the pitches would have to assume the same process as that for AGPs – i.e. pitches would need to be fenced off for security and to maintain quality and to be bookable by and reserved for users.

In addition, the additional match day play offered by 3G pitches on weekends equates to around the same amount of play which 2-4 full-size grass pitches can accommodate, depending on the team types, age group and kick-off times hosted. Quality of these would need to be as for those pitches intended for training and could not be simply shared open space in public parks etc. These pitches specifically for matches would not necessarily need to have sports lighting.

In total, therefore, up to 10 full-size grass pitches (at least 5-6 with sports lighting) would need to be brought forward and appropriately managed and maintained to replace a single 3G pitch with sports lighting.

The provision of grass pitches to replace 3G pitches would necessitate a much larger area / footprint with land costs higher than that for a single 3G.

If the policy decision extends to not support resurfacing of existing 3G pitches when the surface reaches the end of its life, grass pitch replacement provision in line with that outlined above would need to be put in place and appropriate support provided for any commercial providers which are dependent on income from their AGP to supplement viability of other facilities and / or pitch provision.

Should a “no AGP” policy extend to other surface types (not just 3G rubber crumb), there could also be an impact on other sports. For example, competitive hockey is not played on grass pitches and only on sand based or “Gen2” surface pitches. Loss of this surface would mean that hockey cannot be played. Cricket uses artificial (non-turf) surfaces for training nets and for training on the cricket square and not using the surface would reduce the ability to train, in particular.

If a no artificial surface policy is supported throughout sports provision, there could also be an impact on a variety of indoor sports which use a “carpet” surface, for example, indoor bowls.